

# CYNGOR SIR CEREDIGION COUNTY COUNCIL

**Report to:** Cabinet

**Date of meeting:** 19 March 2024

**Title:** CYSUR/CWMPAS Combined Local Operational Group Safeguarding Report- Quarter 2 2023/24

**Purpose of the report:** To monitor activity on a multi-agency basis of the actions taken to safeguard children and adults within Ceredigion.

**For:** Information

**Cabinet Portfolio and Cabinet Member:**  
Councillor Alun Williams, Deputy Leader of the Council and Cabinet Member for Through Age and Wellbeing

## **Background**

Please see attached CYSUR-CWMPAS Combined Local Operational Group Safeguarding Report for Qtr 2, 2023/24.

These are multi-agency management reports in relation to safeguarding children and adults in Ceredigion during the period 1<sup>st</sup> July to 30<sup>th</sup> September 2023. They provide management information on action taken under the Wales Safeguarding Procedures.

The Reports include information provided by other agencies in relation to safeguarding the welfare of children and adults in Ceredigion.

The management information is discussed by members of the CYSUR/CWMPAS Combined (Ceredigion) Local Operations Group in order to monitor and evaluate the effectiveness of the safeguarding of children and adults arrangements in Ceredigion and the outcomes achieved.

These multi agency meetings provide an opportunity to identify and act upon any performance and other issues within this area of work.

Performance information is also provided to the Mid and West Wales Regional Safeguarding Board which is also an opportunity to analyse performance, trends and issues across the Region.

## **Summary of Key Points:**

- In Quarter 2, there was an increase in the number of contacts/reports received regarding children/young people compared to Quarter 1-with there being 928 contacts/reports received in Q2 compared to 888 contacts/reports received in Q1.
- However, although there was an increase in the number of contacts/reports received in Quarter 2, there was a decrease in the overall number of contacts/reports which proceeded to actions needing to be taken under Child Protection Procedures, from 172 in Q1 to 132 in Quarter 2. This is reflective of the fact that more contacts/reports are being referred to Early Intervention/Prevention

Services or referred for an assessment for care and support and hence is not being escalated to the need for Safeguarding interventions. This is as a consequence of the continued development of the Through Age Well-Being model and in particular, the development of Porth Gofal Triage for Children.

- The percentage of referrals that proceeded to a Strategy Discussion was 14.2% in Quarter 2 compared to 19.4% in Q1. In Q2 5.9% of the reports proceeded to a Section 47 Enquiry, compared to 8.8% in Q1 and then in relation to those that proceeded to an Initial Child Protection Conference, 0.9% proceeded to that stage in Q2, compared to 0.7% in Q1.
- The total number of children subject to an Initial Child Protection Conference in this quarter has decreased further to 16, compared to 23 in quarter 1, and 35 in Q4.
- The total number of children placed on the Child Protection Register in this quarter following the Initial Child Protection Conference was 10 compared to 20 in Q1.
- The total number of children removed after Review Child Protection Conferences in this quarter were 22.
- There has been a decrease in the number of reports that have been received from the Police in this quarter and Social Services and Education seem to be the main sources of reporting in this quarter.
- The total number of Section 47 enquiries undertaken has decreased in this quarter also, with 55 undertaken in this quarter compared to 78 in Quarter 1; 41 of those enquiries were undertaken jointly with the Police in this quarter and 14 were undertaken as a Social Services Single Agency.
- The main category of abuse which led to a Section 47 enquiry being undertaken in quarter 2 was Physical Abuse and sexual abuse/exploitation as was the case in Quarter 1.
- There were 40 children on the Child Protection Register as at the end of this quarter, compared to 52 as at the end of Quarter 1. This quarter, 21 children were registered under the category of neglect, 14 under the category of emotional/psychological abuse, 4 under the category of emotional/psychological abuse and neglect and then 1 under the category of sexual abuse and emotional/psychological abuse.
- The main area of concern in relation to this quarter was the significant decrease in the percentage of Initial Child Protection Conferences that were held within the statutory timescale of 15 working days after it had been agreed that an ICPC was needed. The percentage in Quarter 2 fell to 43.7% compared to Quarter 1 which was at 80%. The decrease was due to staffing issues. However, the Review Conferences and Core Groups were held mainly in timescales, with 91.7% of Review Conferences being held in timescale and 90% of core groups held within the statutory timescale.
- In terms of **Adult Safeguarding**, there has been a decrease in the number of adults suspected of being at risk of abuse and/or neglect reported, with there being 176 adults at risk reported in this quarter compared to 221 adults at risk reported in quarter 1.
- Staff in the Local Authority were the main source of the referrals in this quarter.
- The most reported category of abuse this quarter was emotional/psychological abuse (87), neglect (84) reports of adults at risk where this was the main category of abuse; 47 related to physical abuse, 49 was in relation to financial abuse and 9 relating to sexual abuse. Emotional/psychological abuse and neglect were the highest categories of abuse reported in the previous quarter also but neglect was more prevalent in that quarter.

- From the reports received, in relation to all categories of abuse, men were reported to be the highest victims than women in relation to the category of neglect and financial abuse and the females were more the victims in relation to physical, sexual and emotional/psychological abuse.
- In Quarter 2, the majority of the abuse/neglect was reported to have happened in people's own homes, with a relative/friend being the person most responsible for the reported abuse/neglect. The second highest was with in a care home setting, with a paid employee being responsible for the alleged abuse/neglect.

**Wellbeing of Future Generations:**

**Has an Integrated Impact Assessment been completed? If not, please state why.**

No. This report is provided on an ongoing basis and demonstrates the continuing work that is undertaken in relation to safeguarding children and adults in Ceredigion.

**Summary of Integrated Impact Assessment:**

Long term: N/A  
 Collaboration: N/A  
 Involvement: N/A  
 Prevention: N/A  
 Integration: N/A

**Recommendation(s):**

To note the contents of the report and the levels of activity with the Local Authority.

**Reasons for decision:**

So that governance of the Local Authority activity and its partner agencies are monitored.

**Overview and Scrutiny:**

Overview and Scrutiny Co-ordinating Committee

**Policy Framework:**

Corporate Strategy

**Corporate Well-being Objectives:**

Creating caring and healthy communities

**Finance and Procurement implications:**

None

**Legal Implications:**

To ensure compliance with our statutory duties under the Children Act 1989 and the Social Services and Well Being Act 2014; Part 7

**Staffing implications:**

None

**Property / asset implications:**

None

**Risk(s):**

Managing the safeguarding of Children and Adults at Risk

**Statutory Powers:**

The Children's Act 1989 and the Social Services and Well-Being Act 2014

**Background Papers:**

None

**Appendices:**

Appendix 1- CYSUR CWMAPS Local Operational Group Performance Management Report Quarter 2 2023-2024

**Corporate Lead Officer:**

Audrey Somerton-Edwards, Corporate Lead Officer: Porth Cynnal

**Reporting Officer:**

Elizabeth Upcott, Corporate Manager: Safeguarding

**Date:**

10.01.2024

**Acronyms:**

CP – Child Protection

CPR – Child Protection Register

Part 4 – Allegations against a member of staff or those working with children, e.g. - foster carers, volunteers, playgroups, etc.

CPCC – Child Protection Case Conference

ICPC – Initial Child Protection Conference



# **CEREDIGION**

## **CYSUR LOCAL OPERATIONAL GROUP**

**Performance Management Report**

**Quarter: 2**

**1.7.23 – 30.9.23**

<b>CONTENTS:</b>	<b>TUDALEN / PAGE</b>
SECTION 1: Introduction	3
SECTION 2: Headline and Comparative Data	4
SECTION 3: Child Protection Referrals	6
SECTION 4: Child Protection Section 47 Enquiries	8
SECTION 5: Child Protection Conferences	9
SECTION 6: The Child Protection Register	17
SECTION 7: Protection Strategy Meetings in Special Circumstances	19
SECTION 8: Multi Agency Child Sexual Exploitation	20
SECTION 9 Police – MARAC	21
SECTION 10: Learning Services	22
SECTION 11: Hywel Dda University Health Board	28
SECTION 12: S-CAMHS	32
SECTION 13: Adult Safeguarding	39

## **SECTION 1: INTRODUCTION:**

This is the multi-agency management report in relation to safeguarding children in Ceredigion during the period 1<sup>st</sup> July to 30<sup>th</sup> September 2023. It provides performance management information on action taken to safeguard children.

It includes reports from partner agencies relating to safeguarding and promoting the wellbeing of children in Ceredigion.

The indicators and measures used are defined and reported on locally, regionally and nationally.

This management information is regularly discussed by members of the CYSUR Ceredigion Local Operations Group in order to monitor and evaluate the effectiveness of safeguarding children arrangements in Ceredigion and the outcomes achieved.

Any comments or queries regarding the report should be addressed to:

Elizabeth Upcott  
Rheolwr Corfforaethol Diogelu  
Safeguarding Corporate Manager,  
[Elizabeth.Upcott@ceredigion.gov.uk](mailto:Elizabeth.Upcott@ceredigion.gov.uk)  
01545 574212

## SECTION 2: Headline and Comparative Data

Referral Outcomes	July-Sept 2023	April-June 2023	Jan-Mar 2023	Oct-Dec 2022	July-Sept 2022
Reports/Referrals leading to Child Protection Strategy Discussions / Meetings	132	172	200	193	171
Number of Initial CP Conferences (excluding transfer and pre-birth conferences)	6	6	15	16	7
Number of Initial Pre-Birth CP Conferences	2	-	1	1	2
Number of Transfer CP Conferences	-	-	-	1	1
Pre-Birth Transfer CP Conference	-	-	-	-	-
<b>Total number of Initial CP Conferences (including transfer and pre-birth Conferences)</b>	<b>8</b>	<b>6</b>	<b>16</b>	<b>18</b>	<b>10</b>
<b>Total number of children subject to Initial/Pre-birth/Transfer Conferences</b>	<b>16</b>	<b>10</b>	<b>23</b>	<b>35</b>	<b>21</b>
Number of children's names placed on the CP Register (excluding pre-birth and transfer conferences)	9	10	20	30	14
Number of children's names to be placed on the CP Register at birth	1	-	-	1	2
Number of children's names placed on the CP Register after transfer from other Local Authorities	-	-	-	-	-
No. of children's names to be placed on the CP Register at birth after transfer from other Local Authorities	-	-	-	-	-
<b>Total number of children's names placed on the CP Register following Initial Conferences</b>	<b>10</b>	<b>10</b>	<b>20</b>	<b>31</b>	<b>16</b>
Total number of children's names not placed on the CP Register	6	-	3	4	5
Number of Review CP Conferences	22	20	32	17	16
Number of Review Pre-Birth CP Conferences	-	-	-	-	-
<b>Total Number of Review CP Conferences (inc Pre-Birth)</b>	<b>22</b>	<b>20</b>	<b>32</b>	<b>17</b>	<b>16</b>
Number of children subject to Review CP Conferences	36	28	51	39	26
Number of children's names to be placed on the CP Register at birth	-	-	-	-	-
<b>Total number of children subject to Review/Pre-birth Conferences</b>	<b>36</b>	<b>28</b>	<b>51</b>	<b>39</b>	<b>26</b>
<b>Total number of children remaining on CP Register</b>	<b>14</b>	<b>20</b>	<b>36</b>	<b>11</b>	<b>13</b>
Total number of children removed from the CP Register	22	8	15	28	13

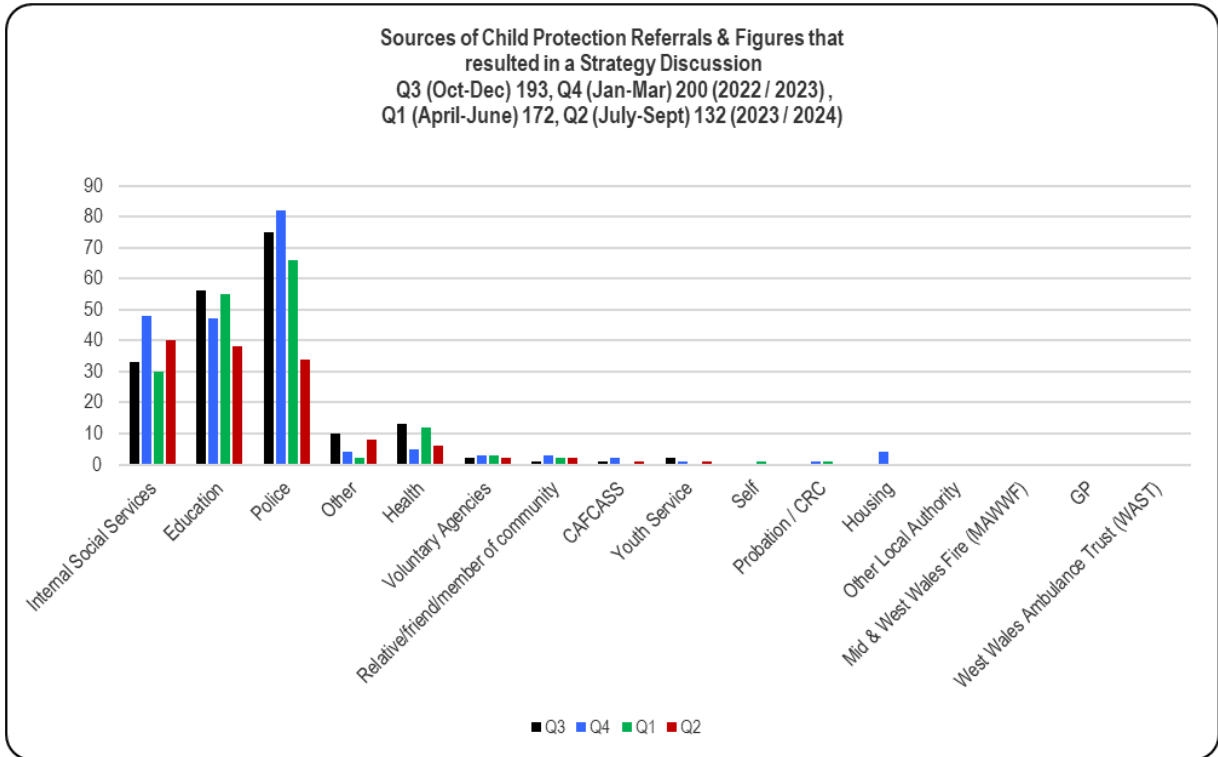


**Analysis:**

There was a decrease in the number of referrals that lead to action taken under Wales Safeguarding Procedures during this quarter.

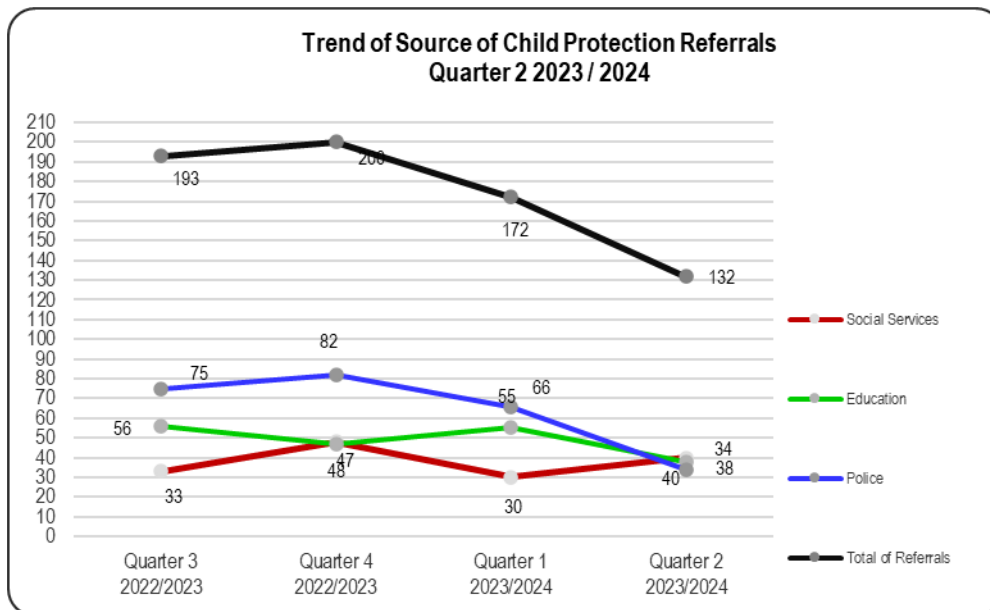
The percentage of children discussed at review conferences and who were deregistered was 61%.

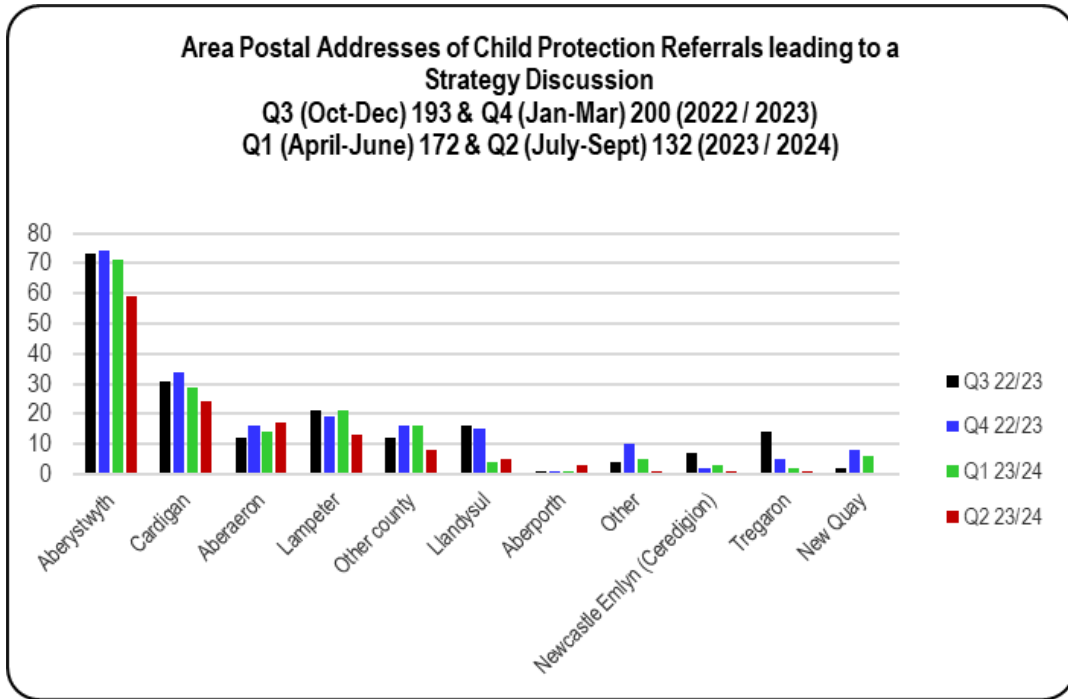
### SECTION 3: Child Protection Reports and Referrals:



#### Analysis:

Internal Social Services have increased and are the largest source of referrals during the quarter, Schools have decreased slightly with a substantial decrease by the Police.





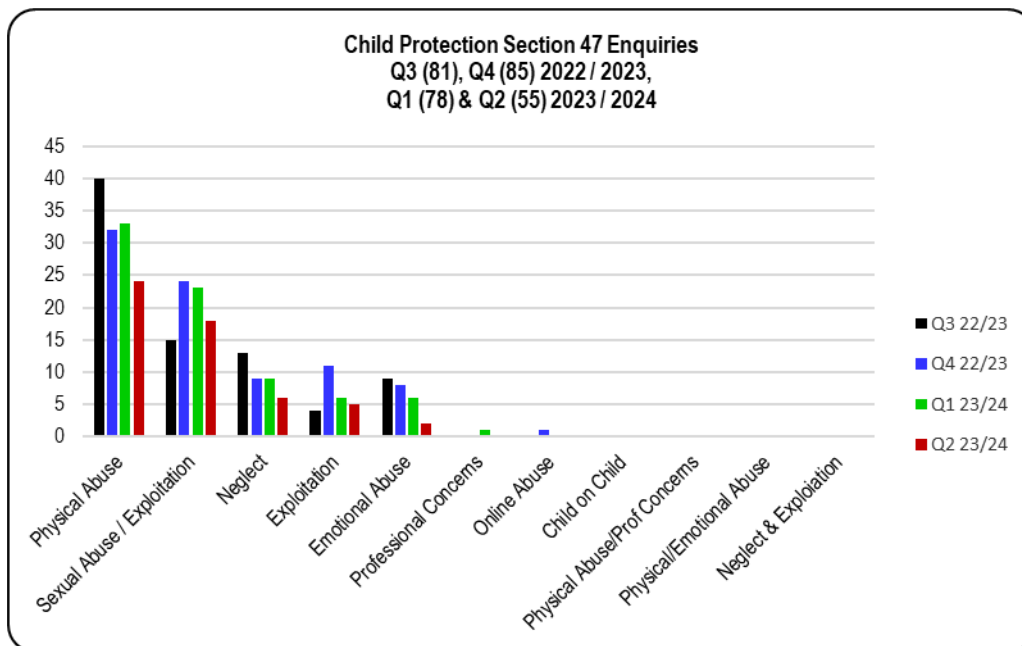
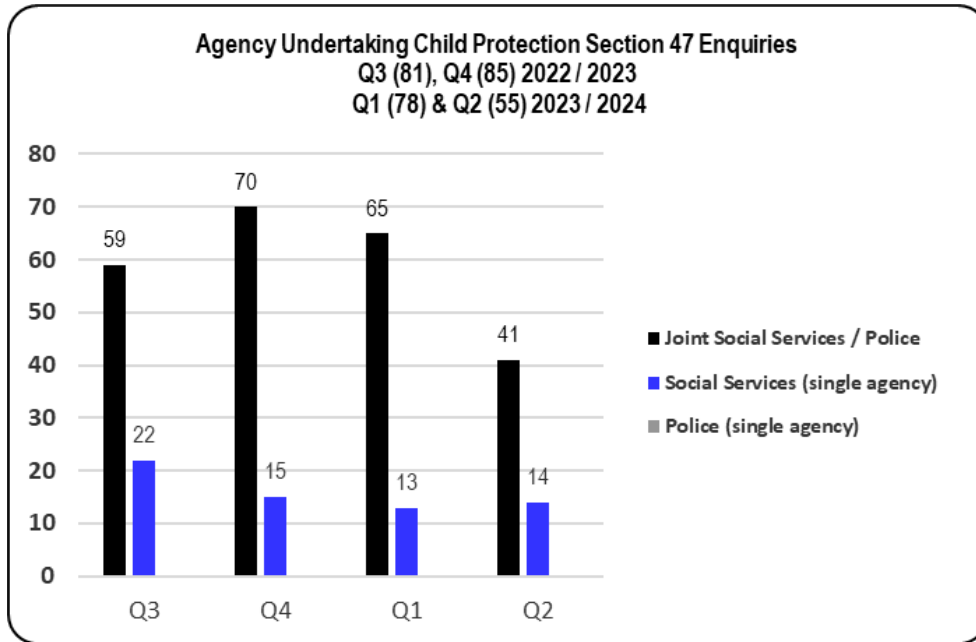
**Analysis:**

Aberystwyth is consistently the area of the greatest number of referrals.

<b>% Breakdown of Safeguarding Activity</b> <b>Quarter 2 2023 / 2024 (1 July – 30 September)</b>			
Number of all Initial Contacts re Children information.			
Referrals 928	Strategy Discussions 14.2%	Section 47 Enquiries 5.9%	Initial Child Protection Conferences 0.9%

In Quarter 1, there were 888 contacts / referrals; of those, 19.4% went to a Strategy Discussion, 8.8% went to a Section 47 Enquiry, and 0.7% went on to an Initial Child Protection Conference.

## SECTION 4: Child Protection Section 47 Enquiries



### Analysis:

The main concerns that led to completing child protection enquiries in quarter 2 were allegations of physical abuse and sexual abuse/exploitation.

The majority of enquiries were carried out jointly by Police and Children Services.

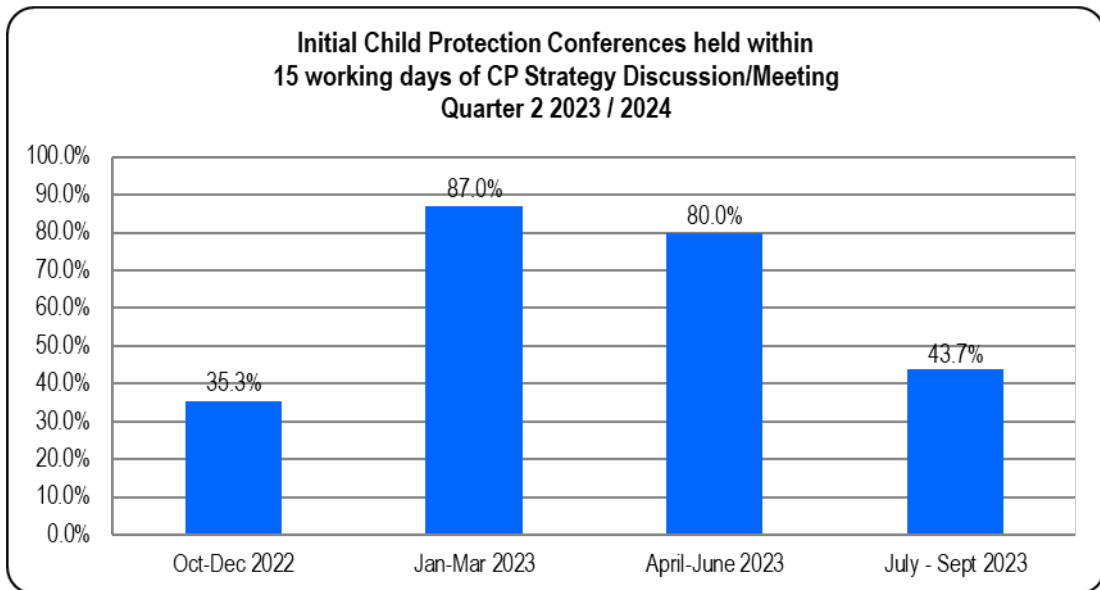
**SECTION 5: Child Protection Conferences**

This table contains breakdown figures in relation to Outcomes of Initial Child Protection Conferences					
Total Number of Initial CPCs	No. of children	No. of unborn	No. of families	Number of children placed on CPR incl. unborn and transferred	No. of children with Child in Need of Care and Support Plan if not registered
8	13	3	5	10	6

**Initial Child Protection Conferences in timescale**

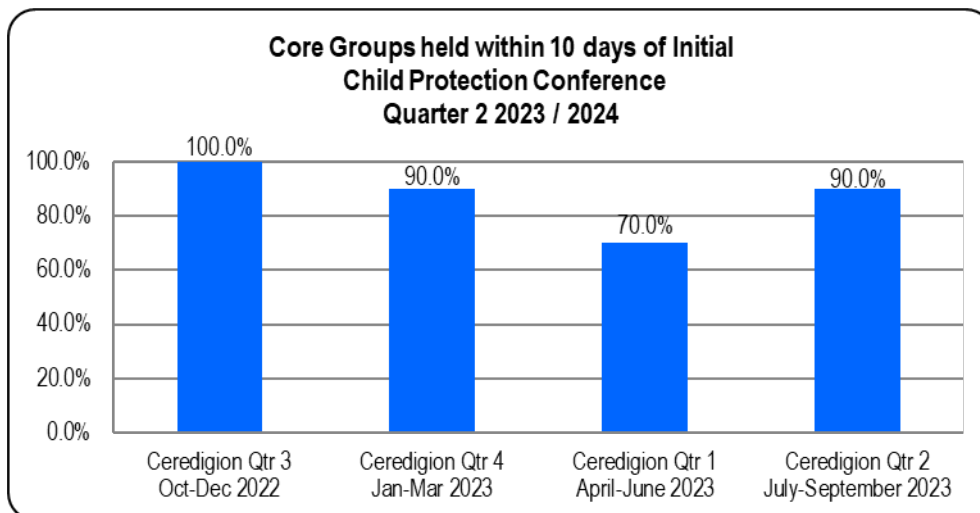
43.7% of Initial Child Protection Conferences were recorded to have taken place within 15 working days of the Strategy Discussion/Meeting. For 1 conference of 3 siblings the conference was delayed due to the unavailability of professionals in view of summer holidays and the need to meet with parent to disclose information. Another conference for 1 child reported that there were difficulties in finding a venue for the meeting, in addition to ISRO and Parents’ availability for a hybrid conference. 5 More siblings had their conference delayed due to professionals’ availability, summer holidays and parental wellbeing circumstances.

Initial and Review Case Conferences are being held hybrid / virtually via Microsoft Teams. Both parents and children have been able to participate in the meetings.



**Child Protection Core Group Meetings in timescale:**

90.0% of Child Protection Core Group Meetings were recorded to have taken place within 10 working days of the Initial CP Conference. 1 Core Group for 1 child was delayed due to miscalculation in date.



This table contains breakdown figures in relation to the outcomes of Review Child Protection Conferences:						
Total No. of Review CPCs	No. of children	No. of Unborn	No. of families	No. of names of children remaining on CP Register	No. of names of children removed from CP Register	No. of children with Child in Need of Care and Support Plan following de-registration
22	36	-	22	14	22	16

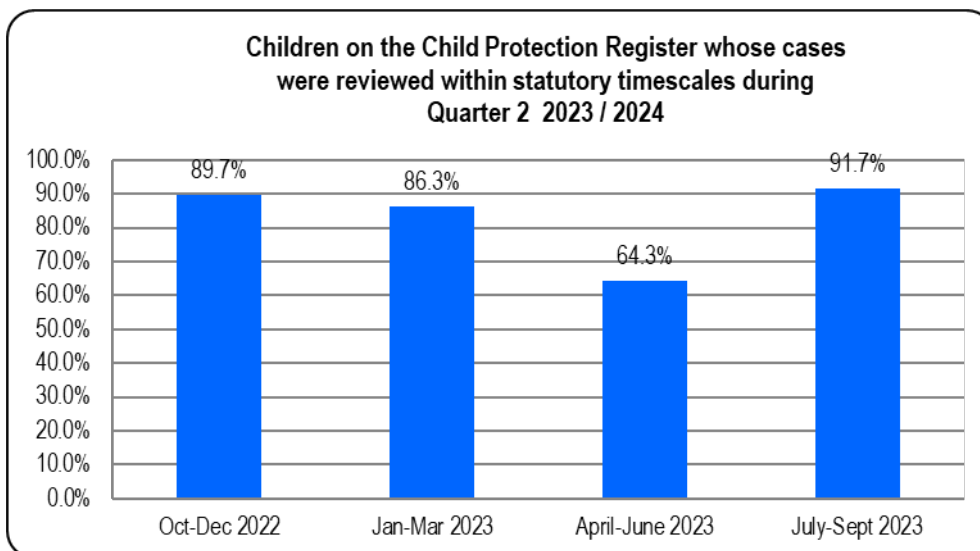
**Outcomes of Reviews:**

Of the 22 children who were de-registered, 16 were in receipt of further intervention on a Child in Need of Care and Support Plan with a further 5 children becoming Looked After Children. It was recorded that 1 child / young person did not need any services.

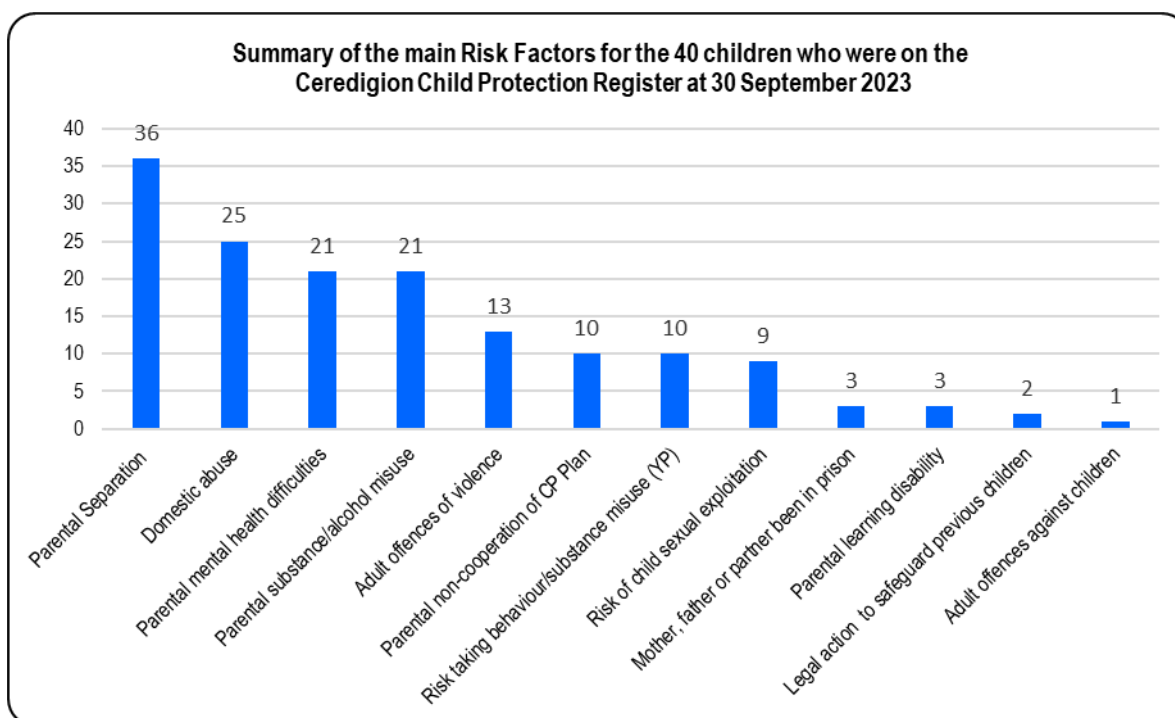
**Review Child Protection Conferences in Timescales:**

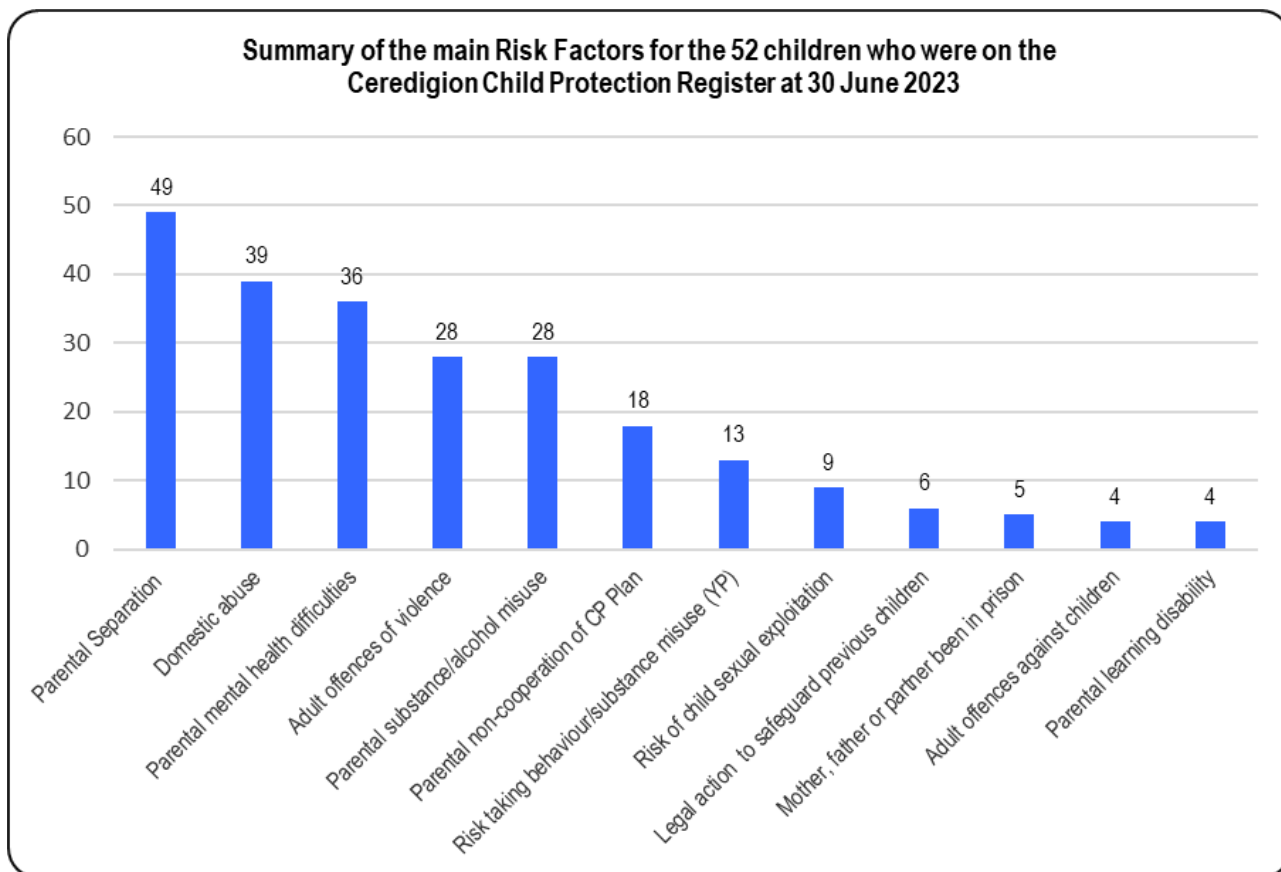
91.7% of Review Child Protection Conferences were recorded to have taken place within timescales.

The reason for the delay in holding 1 conference in time for a family of 3 siblings was due to availability of ISRO and summer holidays.



<b>Participation of parents and children in Child Protection Conferences</b>						
<b>*Comparative data for Quarter 1 in brackets</b>						
<b>*Social Worker report to parents 24 hours before CPC</b>	<b>*CP Chair met with family before CPC</b>	<b>*CP Chair met with child before CPC</b>	<b>*Family member present at CPC</b>	<b>*Children's views represented at CPC who did not attend (5 -18 yrs.)</b>	<b>*Children attendance at CPC (Over 11 yrs.)</b>	<b>*Children Who have allocated Advocate / Tros Gynnal.</b>
100% (100%)	92% (84%)	33% (75%)	96% (87%)	62% (87%)	15% (24%)	43% (52%)





<b>The Toxic Three Risk Factors for the 40 children who were on the Ceredigion Child Protection Register at 30 September 2023</b>		
Number of children subject to a Care and Support Protection Plan where all of the Three Toxic Risk Factors feature (Domestic Abuse, Parental Substance Misuse and Parental Mental Health) ACE	11	27.5%
Number of children subject to a Care and Support Protection Plan where Parental Separation <i>or / and</i> Incarceration feature (ACE)	36	90.0%
Number of children subject to a Care and Support Protection Plan where all five ACE (Domestic Abuse, Parental Substance Misuse, Parental Mental Health, Parental Separation and Incarceration)	0	0.0%

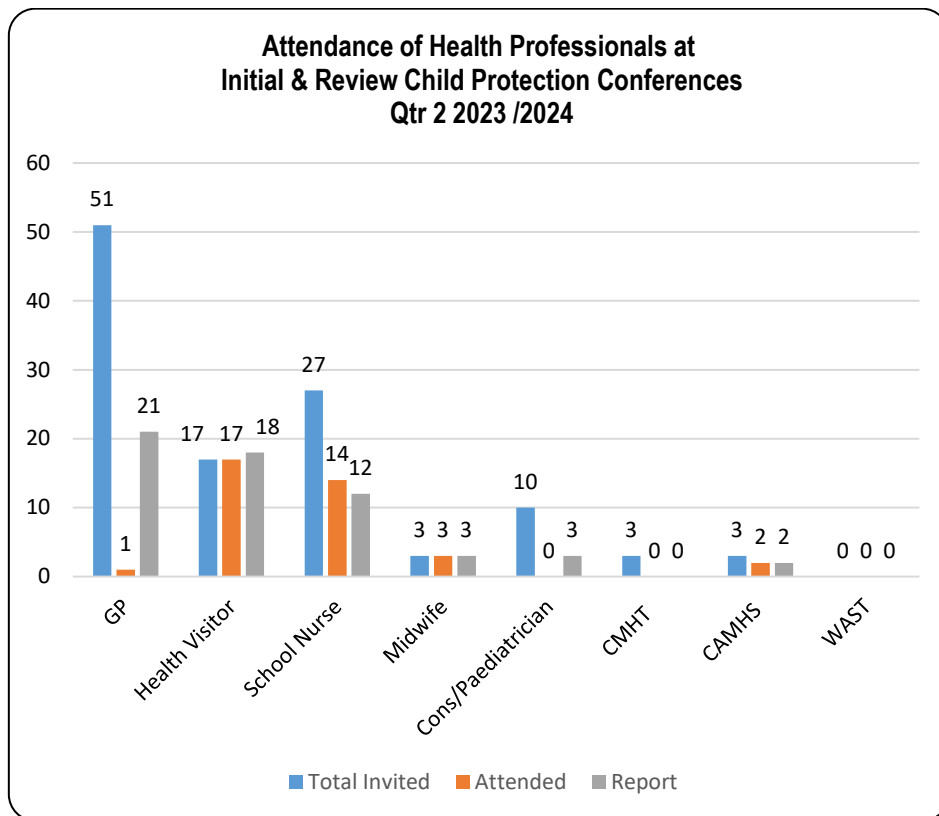
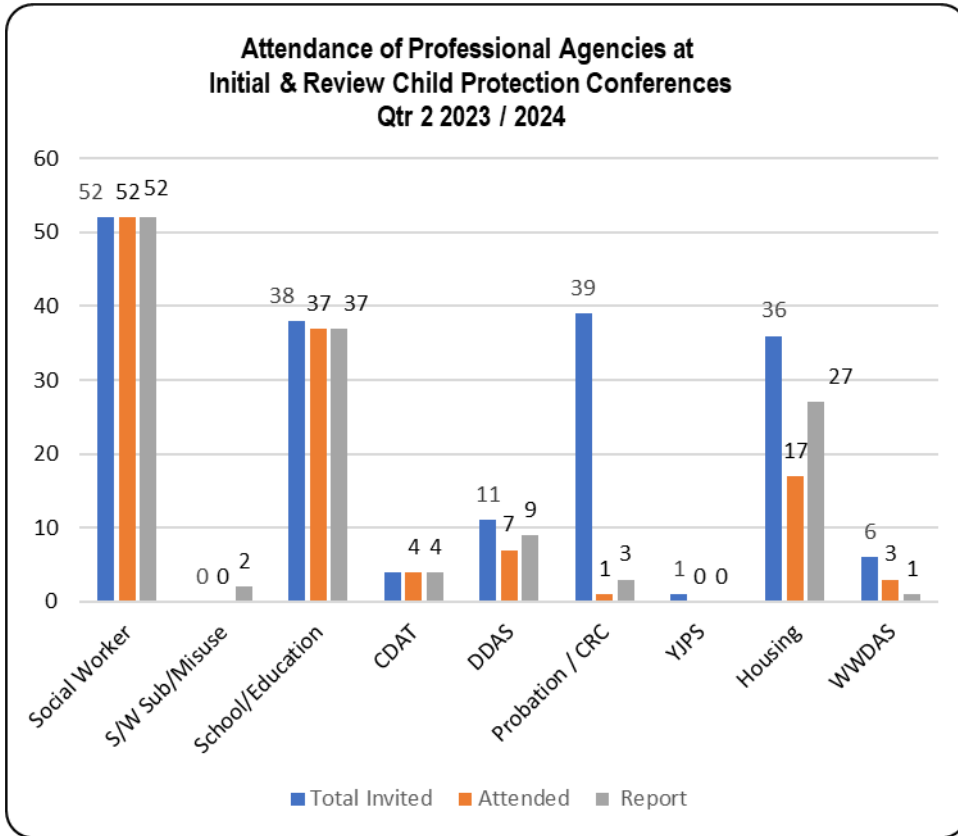


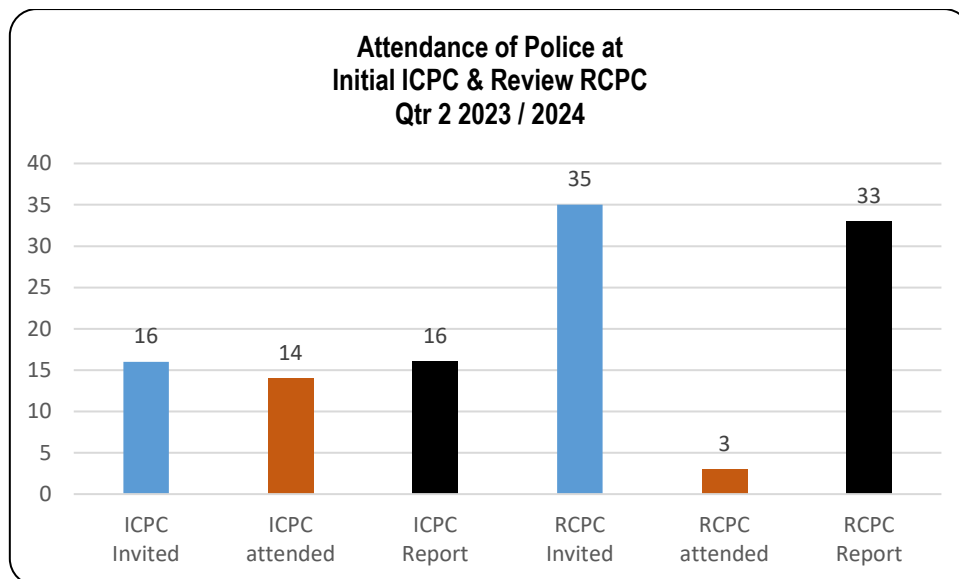
**Analysis:**

The main risk factors recorded were parental separation, domestic abuse, parental mental health difficulties and parental substance/alcohol misuse.

None of the conferences identified Parents that met the criteria for a referral to the Inspiring Families Project, however 2 families were referred to the Choices Perpetrator Programme.

**Agency Attendance at Conferences:**





The attendance of agencies at CPCs is illustrated in the charts above. An average of 7 agencies' staff members were invited to each CPC and an average of 3 attended. There was an average of 5 written reports available at each CPC.

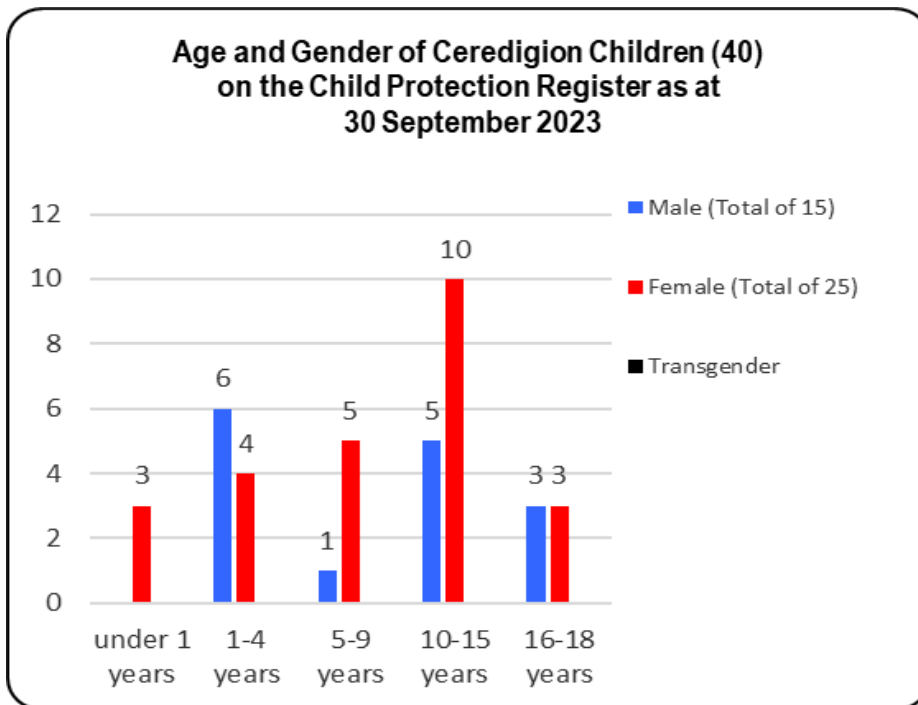
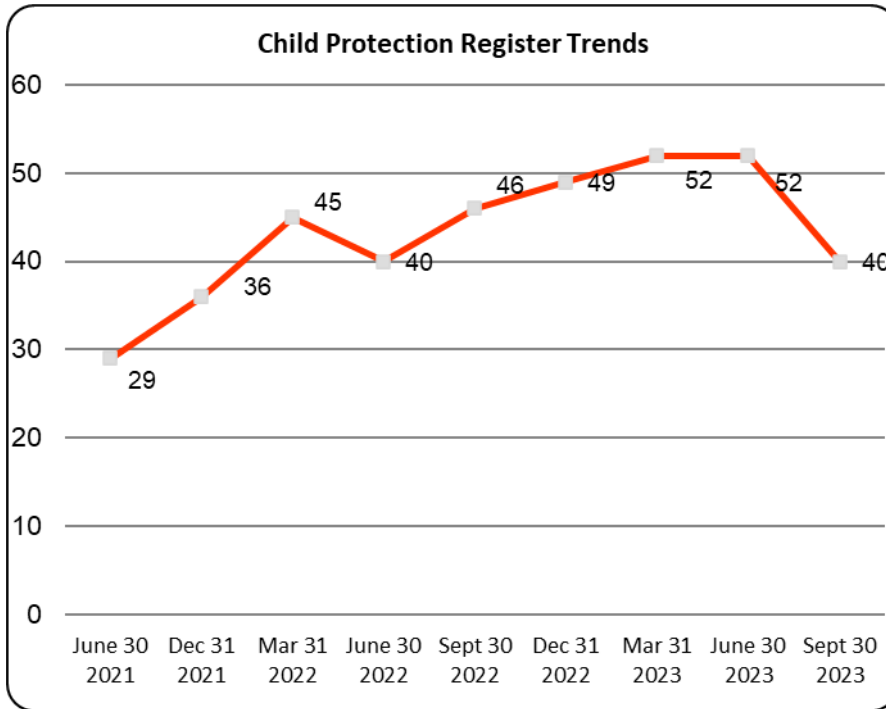
17 (33%) Children's CPC recommended that a Family Group meeting be convened.  
 34 (65%) Children's registration decisions were unanimous; with 15 (29%) children's registration a majority decision; with 3 (6%) children's registrations not unanimous.  
 3 (6%) Children's CPCs reported that there was dissent regarding the safety of the CP Plan for safeguarding the welfare of a child on the CP Register.  
 3 (6%) Children were identified as a young carer.  
 It was identified for 6 (14%) Children that there was a shortfall in information regarding the mother's partner.  
 A moderate/severe learning disability was identified for 3 (6%) young persons; with 2 (6%) young persons reported as having an Individual Development Plan.  
 2 (4%) Children were reported to have a physical/sensory disability, with behaviour problems identified for 5 (10%) young persons.  
 4 (8%) Children were recognised as having speech/language difficulties; with 2 (6%) Young persons reported to have been excluded from school.

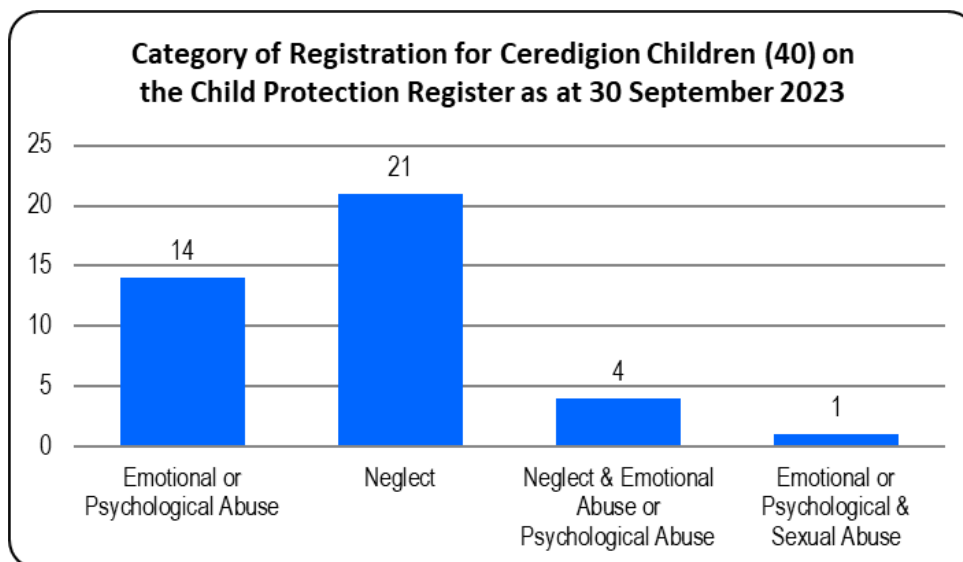
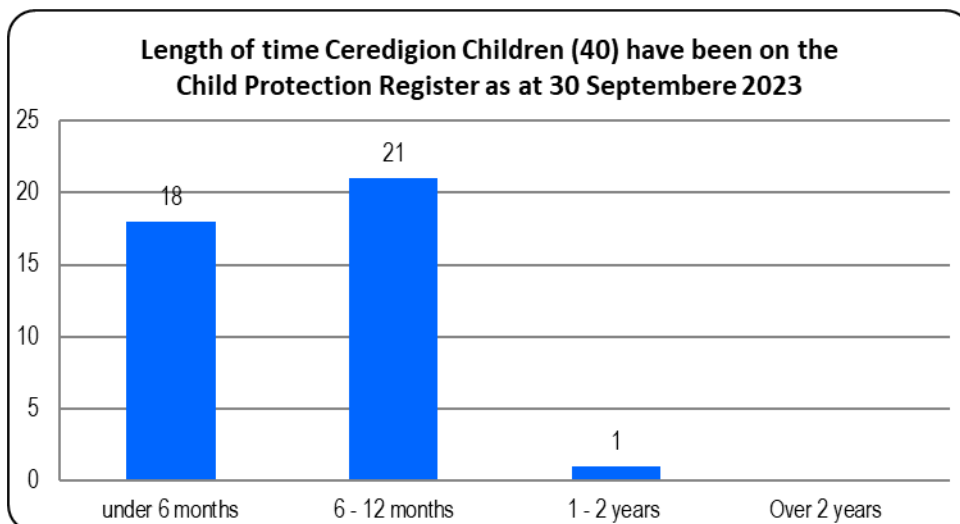
## CHILD AND FAMILY FEEDBACK

The previous system for attaining Child and Family feedback following their attendance at a Child Protection Conference has not been possible since the start of the Pandemic in March 2020 due to the fact that most Conferences are held virtually. However, since the beginning of April 2022, Evaluation Questionnaires have been sent to families following their attendance at a Child Protection Conference to gain their views and feedback. This process will continue until such time that Child Protection Conferences take place on a face-to-face basis.

CHILD AND FAMILY FEEDBACK						
Evaluation questionnaires were provided to children/young people (of appropriate age/level of understanding), parents and carers who attended CP Conferences during the quarter. A total of 38 questionnaires were circulated; however non were returned						
Was the venue and time of the Conference				Did you feel prepared to attend the Conference?		
	Very suitable	OK	Not suitable	Yes	Not sure	Not at all
Children						
Parents						
Carers						
Family Members						
Were you able to say what you wanted				Did you feel your views were taken into account		
	Yes	Not enough	No	Yes	Some	Not at all
Children						
Parents						
Carers						
Family Members						
Is there anything that you would like to say that might help us to improve the process?				Action taken by Quality Assurance & Independent Service to address any concerns		
Child	•					
Parents	•					
Carers	•					
Extended Family	•					

**SECTION 6: Child Protection Register**





<b>WG Measure 28 - The average length of time for all children who were on the Child Protection Register:</b>		
This Measure asks for the average length of time in calendar days on the register for all children who were de-registered during the quarter	July-Sept	242.27

<b>WG Measure 27 – The number of re-registrations of children on Local Authority Child Protection Registers within the year</b>								
<b>Initial Conferences</b>	<b>July-Sept 2023</b>	<b>April-June 2023</b>	<b>Jan-Mar 2023</b>	<b>Oct-Dec 2022</b>	<b>July-Sept 2022</b>	<b>April-June 2022</b>	<b>Jan-Mar 2022</b>	<b>Oct-Dec 2021</b>
Number of Children previously on the register and deregistered within last 12 months	0	0	3	5	0	0	0	0

**ADRAN SECTION 7: Cyfarfodydd Strategaeth Amddiffyn Plant Ganllawiau  
Amddiffyn Plant Cymru Gyfan / Child Protection Strategy Meetings of the All  
Wales Child Protection Procedures**

<b>Category of Child Protection Strategy Meeting</b>	<b>Total number of cases</b>	<b>Total number of meetings</b>
Risk of child exploitation	<b>12</b>	<b>17</b>
Concerns regarding neglect	<b>7</b>	<b>10</b>
Concerns regarding physical abuse	<b>2</b>	<b>4</b>
Concerns regarding sexually harmful behaviour	<b>7</b>	<b>7</b>
Concerns regarding a young person going missing	<b>4</b>	<b>5</b>
Concerns regarding emotional abuse	<b>4</b>	<b>4</b>
Concerns regarding a person in contact with children through their work	<b>10</b>	<b>11</b>
<b>Total number of meetings</b>		<b>58</b>
<b>Total number of cases discussed in this quarter</b>	<b>46</b>	

## ADRAN/SECTION 8: Ecsbloetio Rhywiol Plant Cyfarfodydd Rheoli Aml Asiantaethol / Multi Agency Child Exploitation Management Meetings

New Case / Review	Exit / Remain in MACE	Male / Female	Age	At home / in care	CPR	Date of meeting	Agency Attendance
N	Remain	F	13	H	N	13.09.23 28.09.23	Safeguarding, Police, Education, YJS, PCC, Health
R	Remain	F	14	H	Y	12.09.23	Safeguarding, Police, Education, Ed Inc, Health, PCC
N	Exit	M	16	H	N	09.08.23	Safeguarding, Police, Ed Inc, Planned Care, PCC
R	Remain	M	16	H	N	18.07.23 12.09.23	Safeguarding, Police, Planned Care, Education, Choices
N	Remain	F	16	H	Y	18.08.23	Safeguarding, Police, Planned Care, Health
R	Exit	F	15	H	Y	17.07.23 08.09.23	Safeguarding, Police, Planned Care, Education, Health
N	Exit	M	17	H	N	20.07.23 22.08.23 06.09.23	Safeguarding, Police, PGT, YJS, PCC, WWHA, Housing
N	Remain	M	15	H	Y	08.08.23	Safeguarding, Police, Planned Care, CAMHS, YJS
N	Remain	M	15	H	N	18.07.23 12.09.23	Safeguarding, Police, Planned Care, Education, YJS



**SECTION 9: Police Marac Report**

Division	Daily Discussion cases	Cases with children	Amount of Children	MARAC Cases	Cases with children	Amount of Children
Carmarthenshire	240	102	185	17	5	14
Ceredigion	68	28	57	8	5	10
Pembrokeshire	166	92	215	10	7	15
Powys	139	61	126	17	7	17

## SECTION 10: Learning Services

### ADRODDIAD LOG GWASANAETHAU YSGOLION

#### BWLIAN / BULLYING

Mae data bwlio yn parhau i gael eu gasglu yn dymhorol ym mhob cyfarfod Llywodraethol yr ysgolion. Gweler isod, data Tymor yr Gwanwyn 2023 (a gafodd ei goladu yn ystod tymor yr Haf 2023).

Bullying data is collected by all schools during Governing Body meetings on a termly basis. Please see below data collected for the Spring Term 2023 (which was collated during the Summer term 2023)

<b>Math o Fwlian / Type of Bullying</b>	<b>Hydref 2022 / Autumn 2022</b>	<b>Gwanwyn 2023 / Spring 2023</b>
Gallu / Ability	2	3
Oedran / Age	0	0
Edrychiad / Appearance	7	5
Biffonig / Biphobic	0	1
Anabledd / Disability	3	0
Rhyw / Gender	3	2
Homoffonig / Homophobic	3	1
Plentyn sy'n derbyn gofal / Looked after Child	0	0
Di-ddeuaidd / Non-Binary	0	0
Beichiogrwydd neu Famolaeth / Pregnancy or Maternity	0	0
Hiliol / Racial	12	2
Crefydd neu Gred / Religion or Belief	0	0
Rhywiol / Sexual	0	3
Sexual Orientation	0	0
Trawsffonig / Transphobic	0	0
Gofalwr Ifanc / Young Carers	0	0
E Ddiogelwch / E Safety	9	7
Eraill / Other	26	7
Not Specified	2	2
<b>Cyfanswm / Total</b>	<b>67</b>	<b>33</b>

Mae'r ffigyrau uchod yn dangos gostyngiad mewn achosion bwlian sydd yn cael ei cofnodi, i gymharu a'r tymor blaenorol, sef tymor yr hydref 2022, ble adroddwyd 67 achos penodol.

*The above figures show an reduction in bullying incidences being recorded, in comparison with the previous term, Autumn 2022, where 67 cases were reported.*

#### HYFFORDDIANT / TRAINING

Mae hyfforddiant Diogelu ac Amddiffyn Plant lefel 1 ar rhaglen e-ddysgu yn unig, dyma'r nifer o staff sydd wedi cwblhau yr hyfforddiant hyn drwy cyfnod chwarter 1. Yn ogystal, mae'r niferoedd o staff sydd wedi cwblhau lefel 2 Amddiffyn Plant yn rhithiol hefyd wedi ei ychwanegu yn ystod y cyfnod hwn.

*Level 1 Safeguarding and Child Protection training is only available as an e-learning programme, below is the number of staff who have completed the training during the quarter 1 period. In addition, the number of staff who have completed the level 2 Child Protection training virtually during this period, is also noted below.*

Lefel 1 / Level 1	863 mewnol / internal 60 allanol / external
Lefel 2 / Level 2	25 mewnol / internal 12 allanol / external

#### VAWDASV

Mae yna 309 o staff mewnol a 26 o staff allanol wedi cwblhau hyfforddiant VAWDASV ar-lein yng nghyfnod chwarter 1

*309 internal staff and 26 external staff have completed the online VAWDASV training during the quarter 1 period.*

#### ADDYSG DDEWISOL GARTREF / ELECTIVE HOME EDUCATION

<b>Nifer o blant yr ydych yn ymwybodol ohonynt sydd yn cael eu haddysgu'n ddewisol gartref / Number of children that you are aware of that are Electively Home Educated (EHE)</b>	<b>Nifer o blant EHE sy'n hysbys i'r Awdurdod Lleol sydd wedi cael cynnig ymweliad blynyddol yn ystod y 12 mis diwethaf / Number of EHE children known to the Local Authority that have been offered an annual visit in the last 12 months</b>	<b>Canlyniad / Outcome</b>
234	194	Declined – 72  DNA'd – 8  Child seen – 80  Child not seen – 13  Report received – 3  Re- arranged - 18

#### PLANT MEWN GOFAL / LOOKED AFTER CHILDREN

Plant mewn gofal yng Ngheredigion o oedran ysgol stadudol / Looked after children in Ceredigion of statutory school age	Gorffennaf/July: 51 Medi/September:48 (1 is dual registered but out of county in a residential/ 1 awaiting a school place in England but still on roll in Ceredigion)
Plant mewn gofal allan o'r Sir o oedran ysgol stadudol / Looked after children placed out of County of statutory school age	Gorffennaf/July: 38 Medi/September: 39 (40 if you include the dual registered out of county LAC)

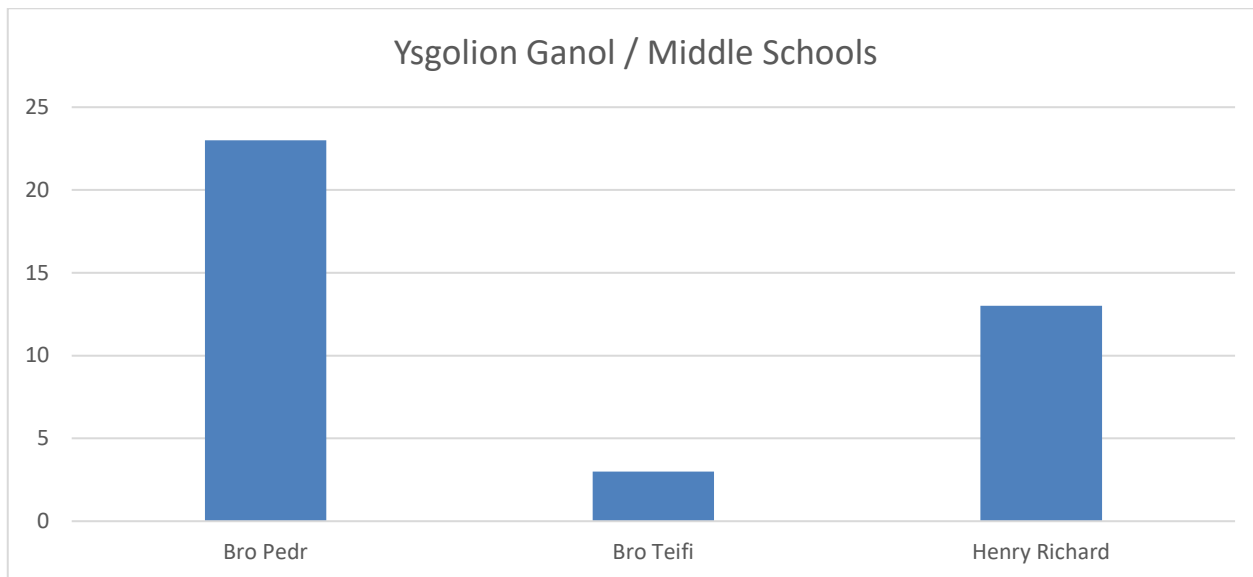
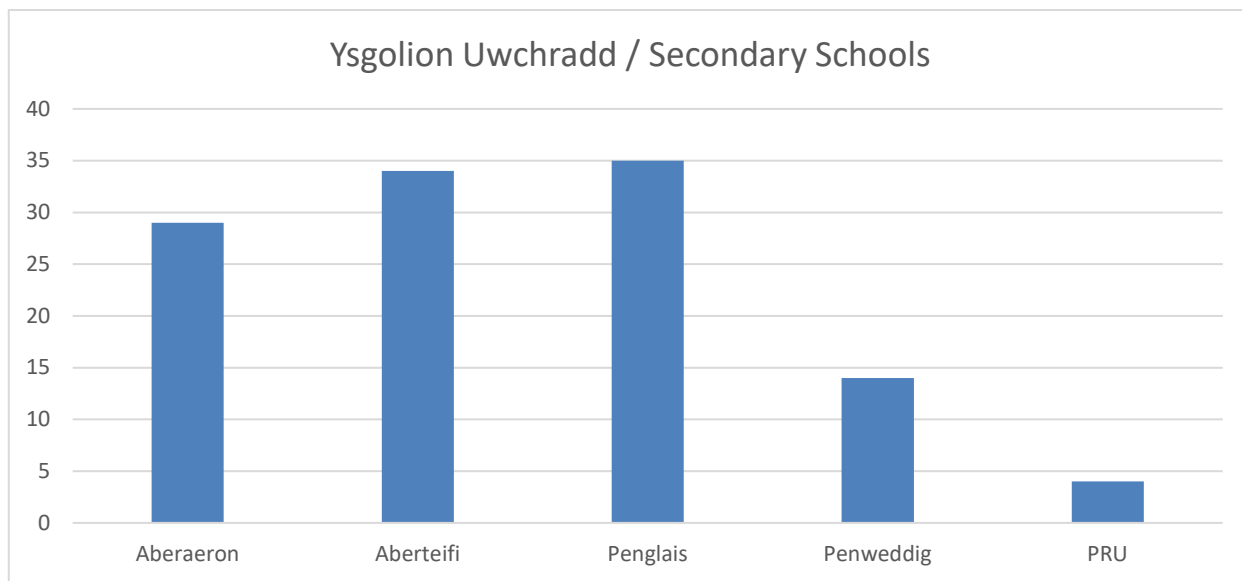
Plant mewn gofal o Siroedd eraill o oedran ysgol statudol / *Looked after children from other Local Authorities of statutory school age*

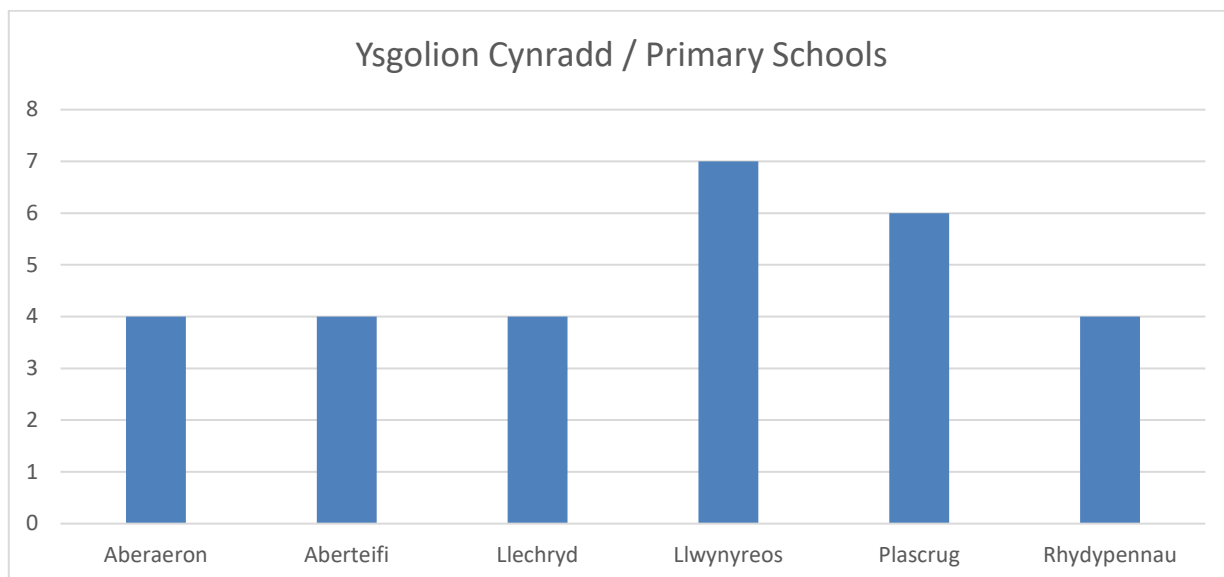
*Gorffennaf/July: 23  
Medi/September: 23*

**CYSWLLT YSGOLION / SCHOOL CONTACTS**

Gweler isod, y rhifau a natur y cyswllt a dderbyniwyd o ysgolion / sefydliadau dysgu yn ystod cwarter 2.

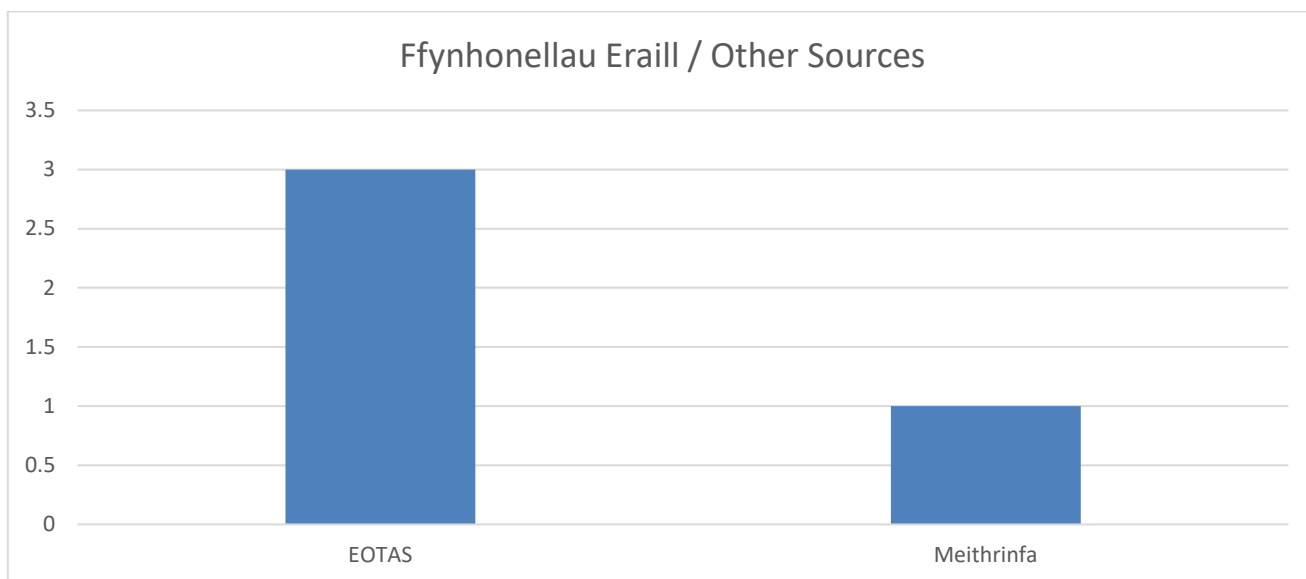
Please see below the number of contacts received from schools/learning establishments and their nature, during the period of quarter 2.

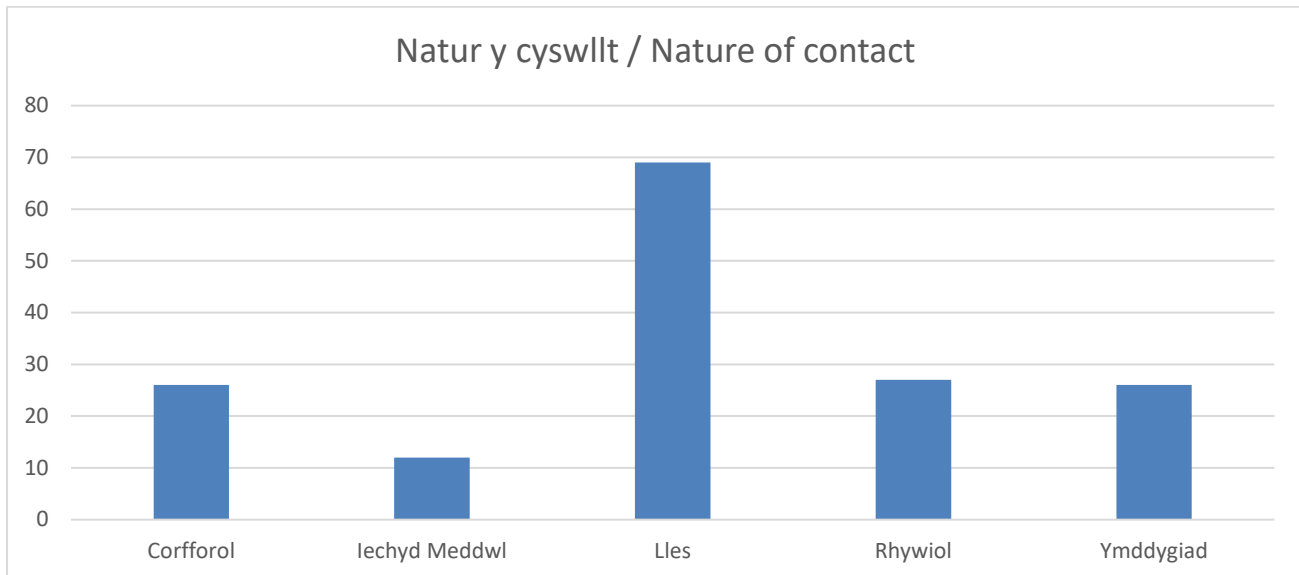




I nodi, fe wnaeth 30 o'r Ysgolion Cynradd gwneud cyswllt yn ystod cwarter 2. Oherwydd y rhif uchel hyn, nid oedd modd cynnwys pob Ysgol ar y dabl, felly wedi cynnwys yn yr uchod, y rhai wnaeth gysylltu pedwar gwaith neu mwy drwy gydol y cyfnod.

*To note, 30 Primary Schools made contact during quarter 2. Due to this large figure, it wasn't possible to capture all on one table. Therefore the above only highlights the Schools who made contact on four or more occasions during the period.*





Oherwydd fod niferoedd fawr o rhesymau cyswllt, maen't wedi crynhoi mewn l'r grwpiau isod, er mwyn medru darllen yn fwy glir ar y siart. Yn yr adroddiad yma, dwi wedi ffocysu ar y prif pryderon yn unig.

*Due to the large amount of reasons given for contact, some have been grouped together as noted below, in order for the information to be presented more clearly on the chart. In this particular report, I have highlighted the main concerns raised only.*

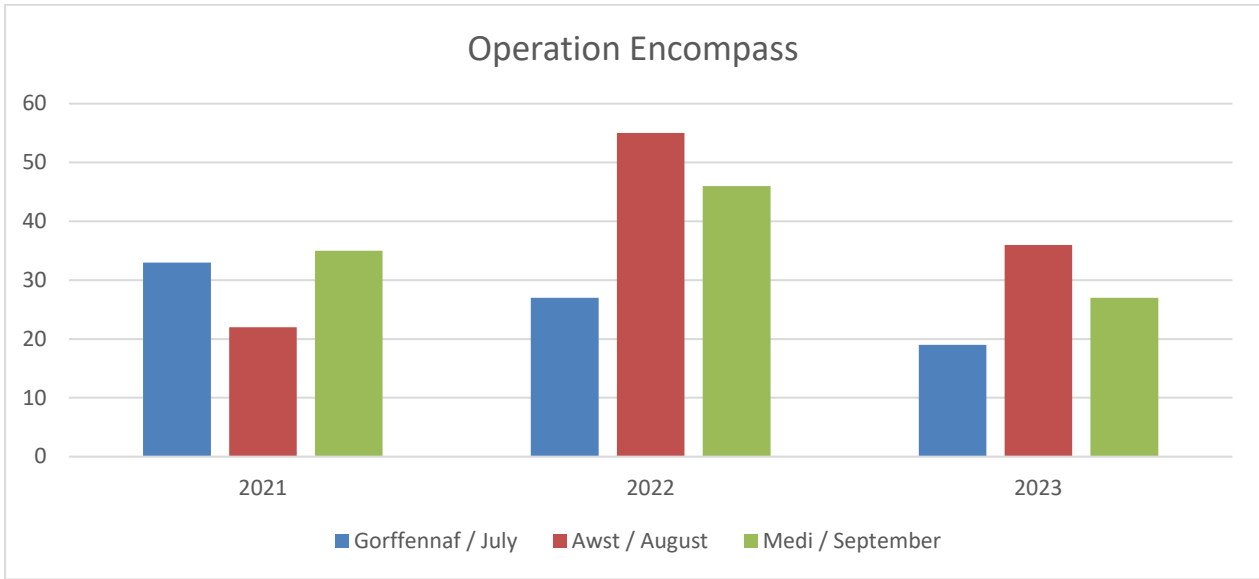
Lles / Wellbeing	Gan gynnwys plant ar goll, presenoldeb, tor perthynas, galar, gofalwyr ifanc, materion cyswllt rhwng rhieni / Which also includes missings, attendance, relationship breakdown, young carers, contact issues, contact issues between parents.
Rhywiol / Sexual	Gan gynnwys perthnasau amhriodol ag egsbloetio plant yn rhywiol / Which also includes inappropriate relationships and Child Sexual Exploitation.

I nodi, gafodd 34 o ddisgyblion ei gwahardd o ysgolion uwchradd Ceredigion yn ystod chwarter 2, a hynny o gyfanswm 64.5 diwrnod. (Y rhif yma yn gostyngiad o'r chwarter blaenorol, gan fod y cyfnod yma yn cynnwys mis Awst, pan mae'r ysgolion ar gau am wyliau'r haf). Y rhesymau sydd wedi cofnodi am y gwaharddiadau yma, fel y ganlyn; Bwlian, Difrod, Sylweddau, Camdriniaeth Hilliol, Camdriniaeth Lafar, Ymddygiad Bygythiol, Camdriniaeth Corfforol, Ymddygiad Aflonyddgar Parhaus ag arall.

Yn ogystal a hyn, fe dderbyniwyd 65 o gyfeiriadau ar gyfer cefnogaeth ataliol drwy Porth Cymorth Cynnar yn ystod chwarter 2 (eto, y niferoedd yn llai oherwydd yr uchod). Nid yw'r ffigwr yma yn cynnwys cyfeiriadau TAF).

*To note, a total of 34 pupils were excluded from Ceredigion Secondary Schools during quarter 2, for a total of 64.5 days. (These figures being significantly lower than the previous quarter, due to period containing August, where schools are closed for the summer break). The reasons noted for exclusions have been recorded as: Bullying, Damage, Drug & Alcohol, Racist Abuse, Verbal Abuse, Threatening Behaviour, Physical Assault, Persistent Disruptive Behaviour and Other.*

*In addition to this, Porth Cymorth Cynnar received 65 referrals for Support and Prevention during quarter 2, which is a decrease in comparison to the previous quarter, due to the reasons above. (These figures do not include TAF referrals).*



## SECTION 11: HEALTH



### Hywel Dda University Health Board Safeguarding Report to the Local Operational Groups

**Qtr 2 2023/24**

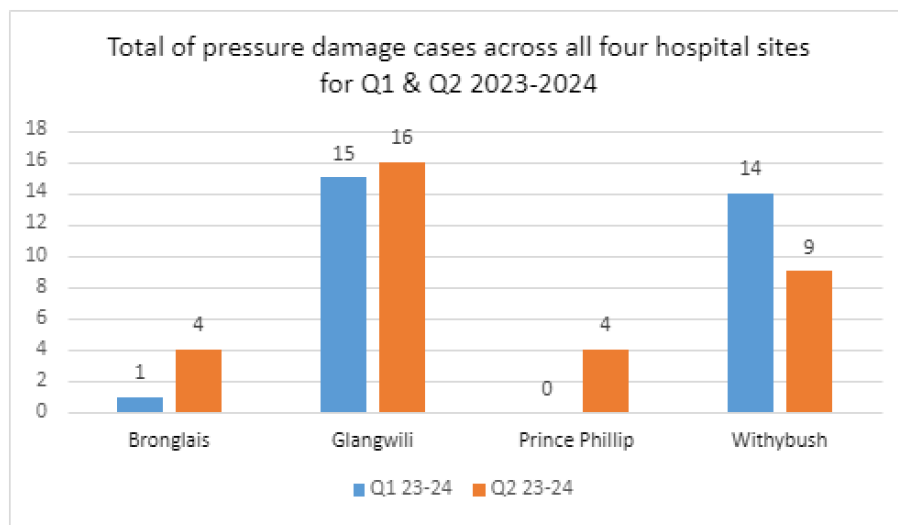
This report informs the Local Operational Groups of updates on safeguarding developments in Hywel Dda University Health Board during quarter 2 2023/24

#### Adult Safeguarding

The Adult Safeguarding Team undertook a retrospective review of all cases of avoidable pressure damage between the dates of January 2021 and August 2023. The findings were presented to the Acute Safeguarding Service Delivery Group. Data was broken down by month of occurrence, Hospital site and ward, and grade. This data is readily available for each service area to identify any peaks and troughs and any additional learning opportunities that may not have been identified in specific action plans. The information has all been collated onto a live spreadsheet, which will be updated following all scrutiny meetings. This will ensure that all the acute services have the relevant information as it becomes available.

The data is also available to the Tissue Viability Team who can use this information to target training and potentially monitor impact of same. Recent examples of this training include work at the PPH site to improve identification and grading of pressure damage and the necessary investigation to inform scrutiny panel.

#### Quarter 2 2023/24 Acute Hospital Avoidable Pressure Damage Data



There was a total number of 33 avoidable cases of pressure damage incidents reviewed in pressure damage scrutiny meetings across the four acute hospital sites in Q2, a slight

Performance Management Report 1/7/23 – 30/9/23



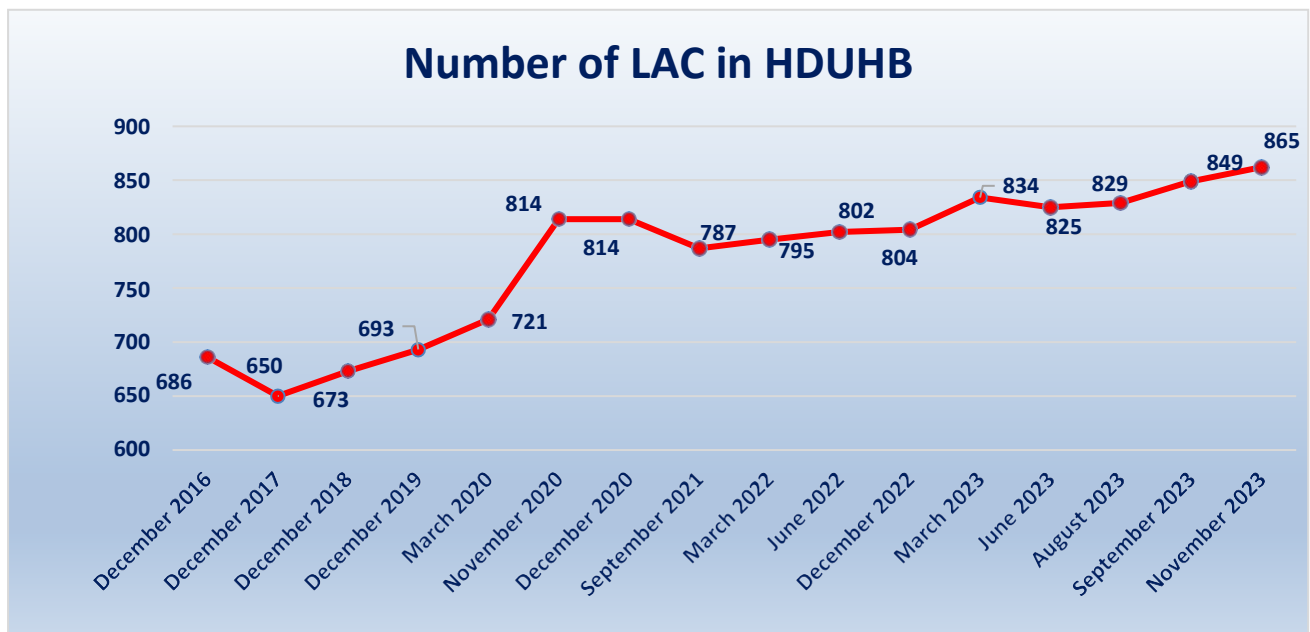
reduction from Q1. The numbers of cases reported do now reflect when the pressure damage actually occurred, rather than as previously, when the number reflected the date that pressure damage cases were presented at scrutiny meetings. It is noted that the figures are liable to change in future reports due to delays between the pressure damage occurring and progression through the scrutiny process; this may occur when cases are deferred at scrutiny meetings, or meetings postponed.

Of the 33 cases reviewed, 26 were recorded as grade 1 or 2, one as grade 3, one as unstageable and five as Suspected Deep Tissue Injury (SDTI). It is not uncommon for pressure damage to be reported as SDTI, but within a few days, it becomes apparent that it is a grade 1 or 2. Incident reporting captures the pressure damage at its most significant grading. There continues to be a higher proportion of cases at lower grades.

Assurance is given that with regard to cases of reported pressure damage yet to be discussed at scrutiny, appropriate actions will have been implemented to safely manage the individuals' pressure damage at the time of identification.

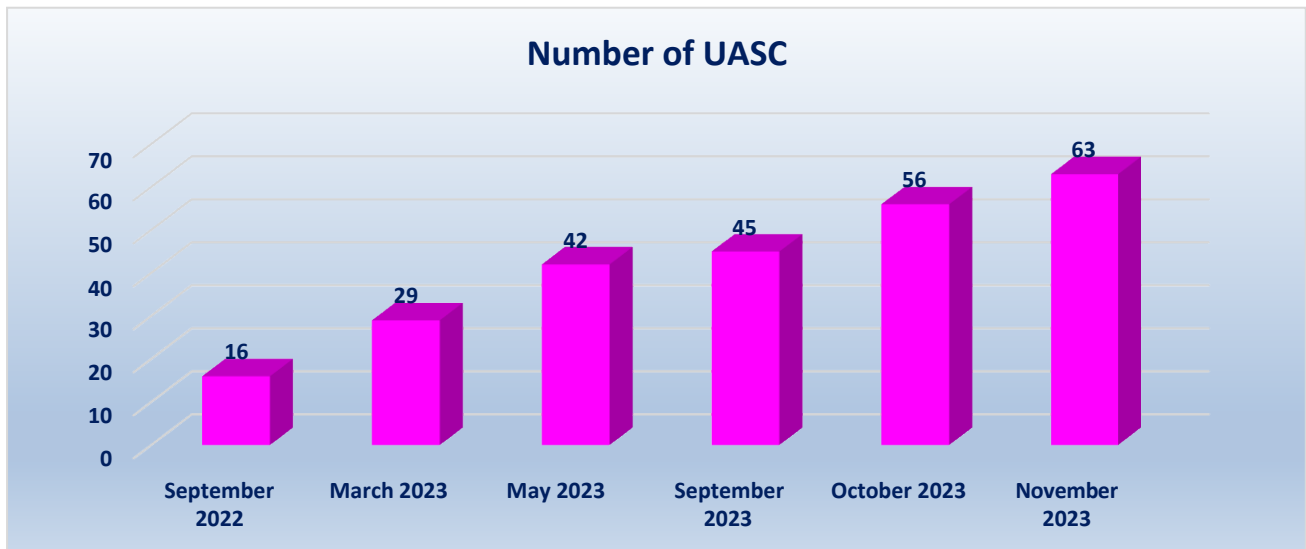
### Looked After Children

The data below represents the increase in activity related to Looked After Children in the Health Board. The data demonstrates a rising trajectory which impacts on workload in operational teams and the LAC corporate team.



Q2 Data 2023-2024	Looked After Children	Number Placed in HDUHB by Other LA'S	Total
Pembrokeshire	252	57	309
Carmarthenshire	242	137	379
Ceredigion	143	34	177
Total	637	228	865

## UASC



### Risks

The risk continues for the service due to cost pressure to the Looked After Children (LAC) service budget to meet the needs of unaccompanied asylum-seeking children placed under the National Transfer Scheme. Currently of the 63 placed only one is living within the Hywel Dda Footprint. The service is incurring costs due to commissioning health assessments in the areas where the UASC have been placed.

### Safeguarding Children

The Emergency Department in GGH has supported a Safeguarding Support role to enable improvement work in relation to safeguarding children and VAWDASV in the department. Excellent progress is being made with level 3 child safeguarding training compliance with the delivery of bespoke training to the team. Outcome measures are being developed to enable us to evaluate the impact.

### VAWDASV

The IRIS pilot in Carmarthenshire continues and we are seeking resources to continue the pilot after May 2024.

The Health DVA pilot based in Bronglais General Hospital Emergency Department is ongoing with an interim report due to NHS Charities in the New Year.

The Lead Practitioner for VAWDASV is supporting embedding routine enquiry in Emergency Departments and Minor Injury Units.

The UHB Strategic Safeguarding Working Group and Quality Experience and Safety Committee have noted the publication of the Pembrokeshire DHR 'June'.

**Once for Wales Management System**

The completion of safeguarding duty to report forms via Datix Cymru is progressing well. We extend our thanks to our Local Authority partners for supporting the pilot, the only pilot in Wales.

**Mandy Nichols-Davies**  
**Head of Safeguarding**

## **SECTION 12: S-CAMHS:**

### **S-CAMHS Update Report for CYSUR**

In line with the Welsh Government document “Admission Guidance”, HDUHB has in place a robust Admission Policy/Pathway outlining the process for admitting any young person into an Adult Mental Health Ward. The Guidance stipulates that the Health Board must have a designated Unit and within HDUHB this is Morlais Ward on the Glangwili Hospital campus.

A new Protocol has been approved to meet this statutory requirement which will ensure compliance against Welsh Government expectations.

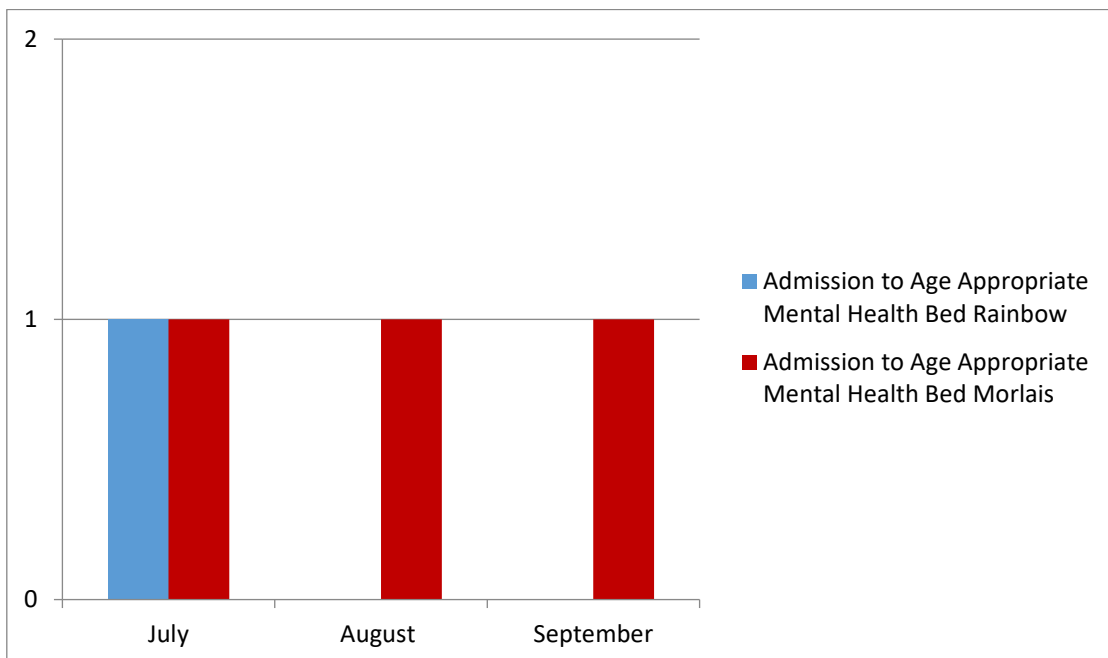
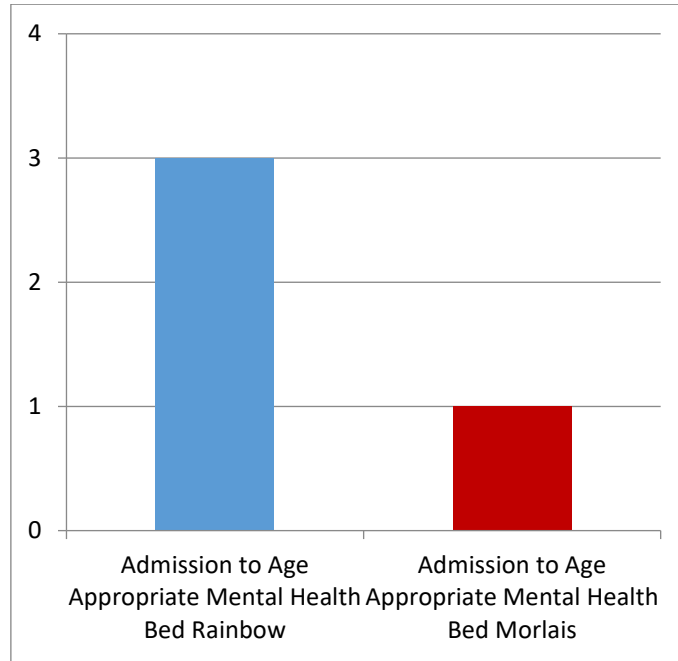
Admission to an adult mental health ward can be a frightening experience and every attempt is made to consider the least restrictive alternative for admission. In the majority of cases a young person is admitted to the designated unit on Cilgerran Ward supported by staff from the mental health unit.

In line with the guidance, the staff have received additional training in safeguarding young people and in addition the staff on Morlais ward have all undertaken the following:

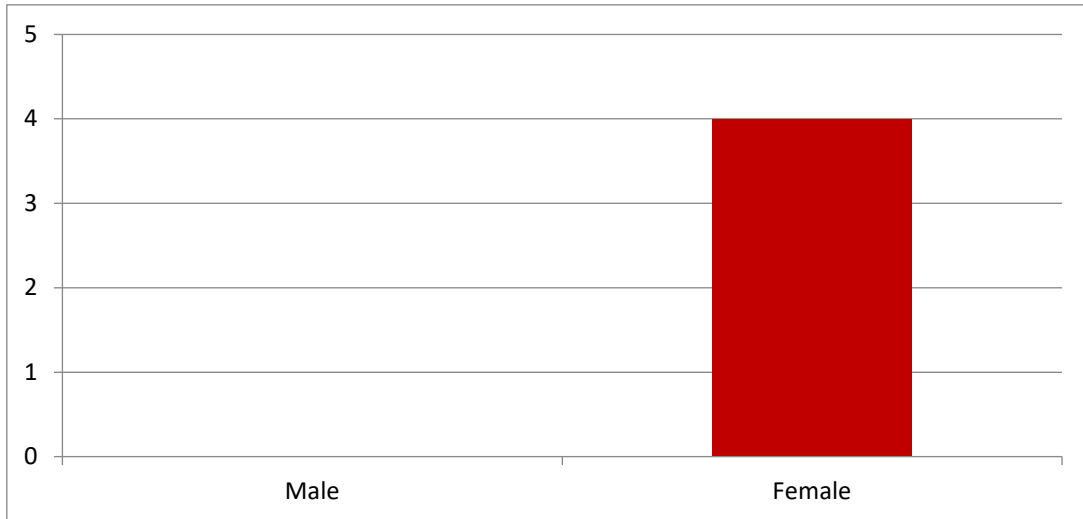
- Safeguarding Children Level 3 Training
- Have a valid Enhanced DBS in place
- Undertaken specific training on the emotional and mental health needs of children and young people
- Training on the Mental Health Act and Social Services and Wellbeing (Wales) Act 2014

All admissions to the mental health bed must be reported, initially internally as a DATIX, and followed by a Serious Untoward Incident report to the Delivery Unit in line with the Welsh Government’s Admission Guidance Document.

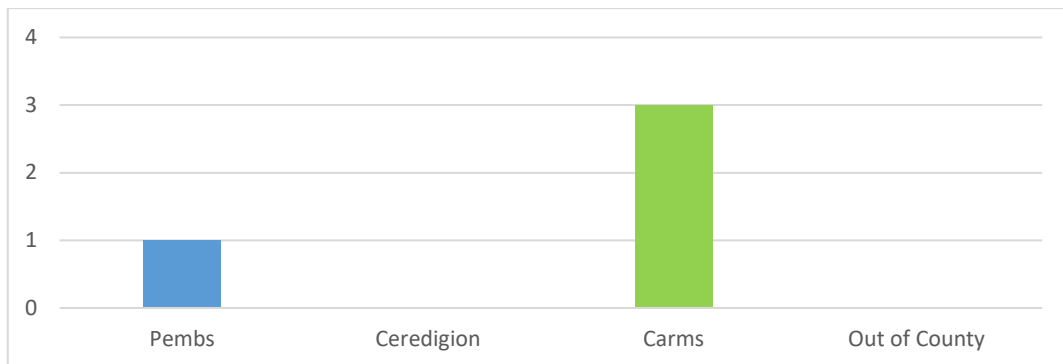
**Q2 Admissions to the age appropriate bed on the Rainbow bed and Morlais Adult Mental Health Ward Glangwili Hospital site:**



### Q2 Admission to Age Appropriate Mental Health Bed Rainbow / Morlais Bed by gender:




### Q2 Admissions to Rainbow / Morlais Bed according to Locality:



### Admissions to Paediatric Age Appropriate Bed (Rainbow Unit, Non reportable)

Specialist CAMHS records for Quarter 2 2023-24 are outlined above with 4 Admissions in total, with 3 Admissions to the Paediatric bed and 1 Admissions to the Adult Mental Health Ward (Morlais). There were fewer admissions over the summer months although these tended to be extended periods of admission.

### Q2 Admissions to Rainbow / Morlais split by admitting team:



### Mental Health Act Status

We received NO activity for under 18's during Quarter 1 under the Mental Health Act:

### Admission Outcomes

	Discharged Home	Onward Admission	Remains on Ward
<b>Rainbow</b>	2	1	0
<b>Morlais</b>	1	0	0

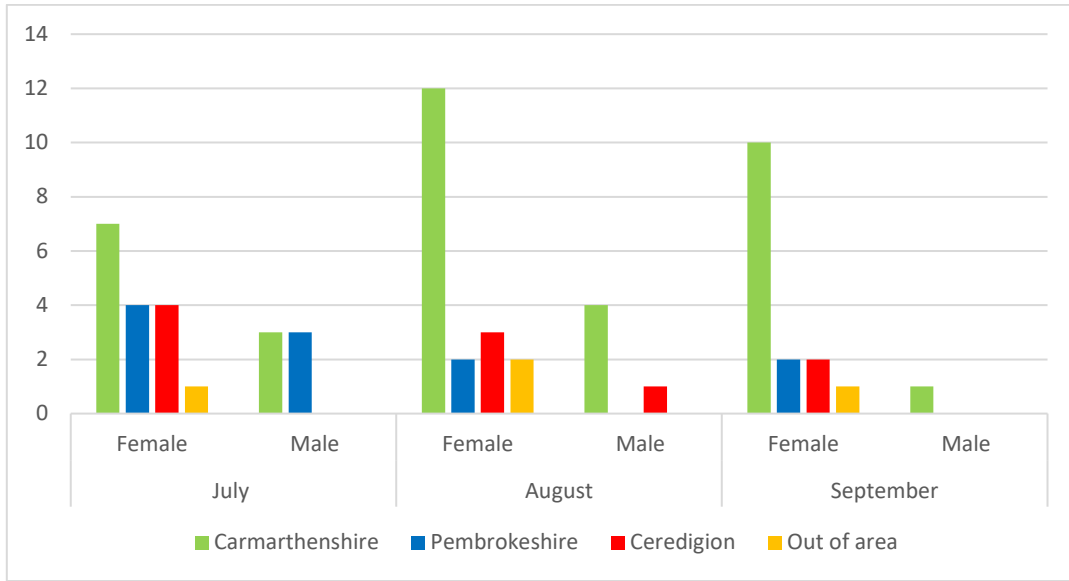
### Admissions relating to Self-Harm

Within HDUHB there are robust systems in place for S-CAMHS to provide a mental health assessment, following referral from the Paediatric ward where any young person is admitted following an episode of self harm. The reason for admission is generally following an overdose but, on occasions, it can be following deliberate cutting or an attempted hanging.

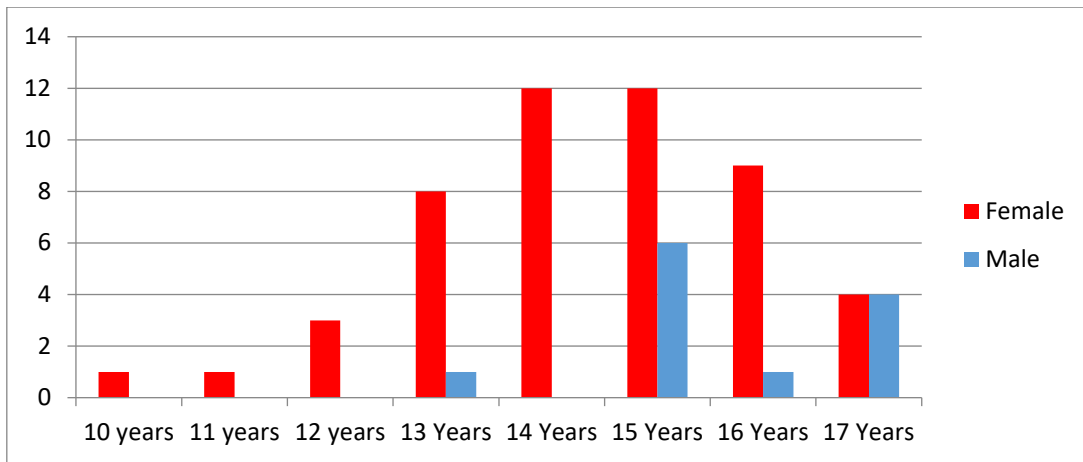
All overdose/self harm admissions receive a follow up appointment within three working days to monitor risk and provide support. There is a robust Pathway in place along with Guidance for admission of all young people who present following self harm in order that a comprehensive mental health assessment and risk management plan can be agreed. Where appropriate, referral to the Safeguarding team and/or Social Services may be considered.

The following table details the numbers of admissions following Deliberate Self Harm (DSH) Quarter 2 2023/2024 for the 3 Local Authority Areas:

**Q2 Self-harm / Overdose Admission Statistics split by gender and locality:**

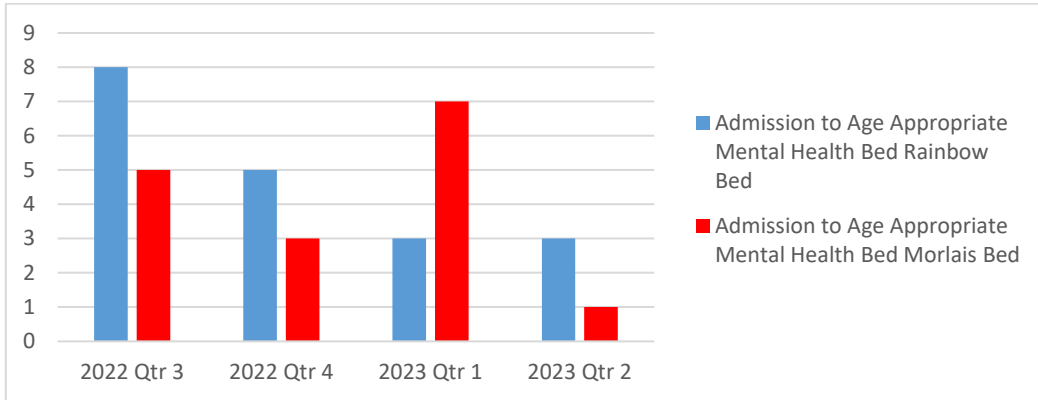


**Q2 Self-harm / Overdose Admission Statistics split by gender and age profile:**

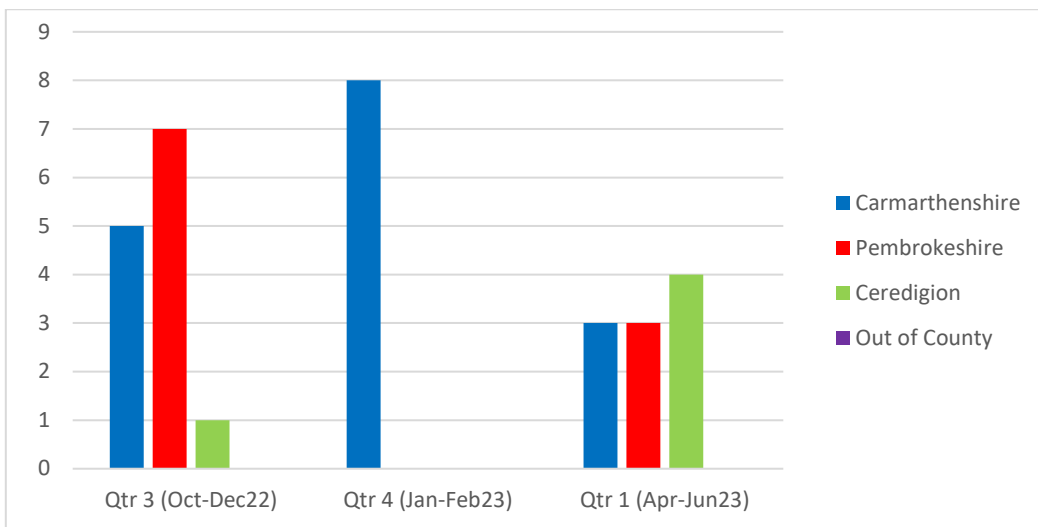




**Comparison Data (last 12 months) - Age Appropriate Bed**

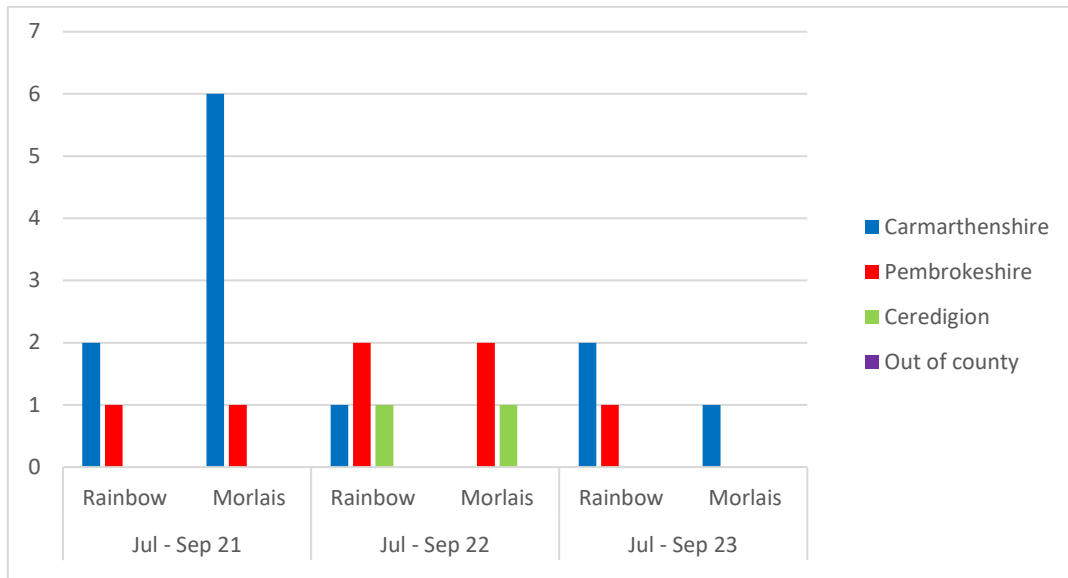


**Admission Trend comparison by locality (last 12 months)**



**Annual Admission Comparison by locality**

The following graph compares the numbers of admissions for Quarter 2 2023/2024 against the number of admissions for the same quarter of 2022/2023 and 2021/2022, further defined by locality.



### Advocacy

In line with the Mental Health (Wales) Measure 2012, Health Boards are expected to ensure that access to Advocacy Services is in place, as per Part 4 of the Measure, for any individual admitted into hospital. All young people admitted to Morlais Ward are asked on admission if they would like access to an Independent Mental Health Advocate. The expected performance target is that 100% of clients are offered this and this information is recorded and reported via our Information Analyst.

On Cilgerran Ward, information is provided to young people on admission on the availability of access to the Advocacy Service. However, the above performance standard is not applicable therefore data is not routinely collated.

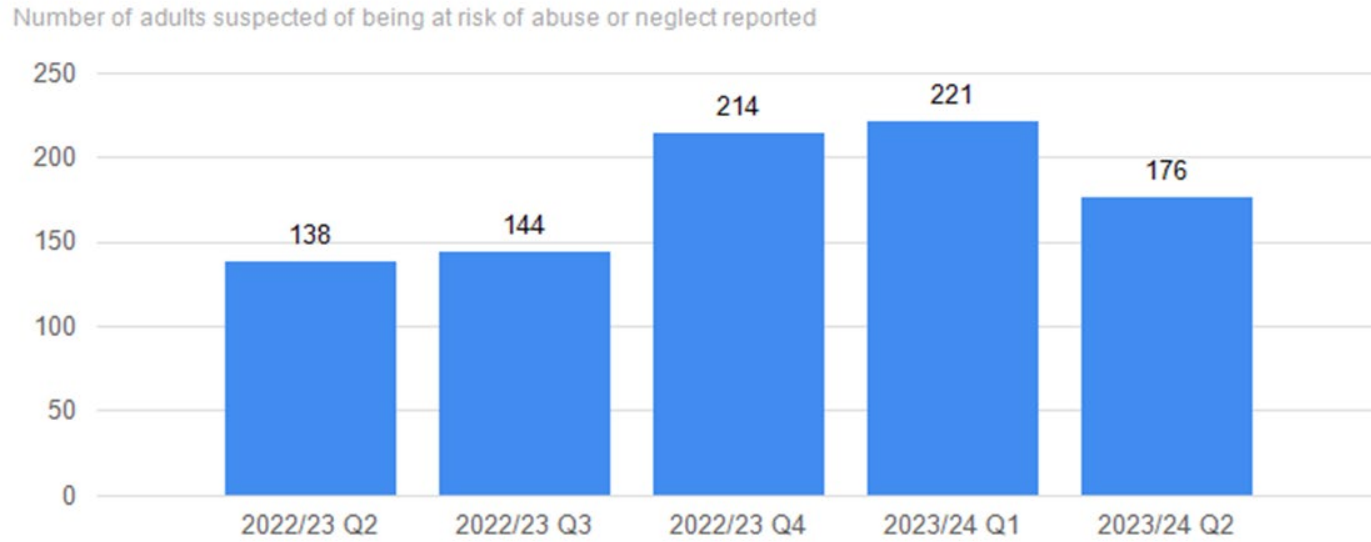
**CEREDIGION**  
**CWMPAS LOCAL OPERATIONAL GROUP**

**Performance Management Report – Safeguarding Adults**

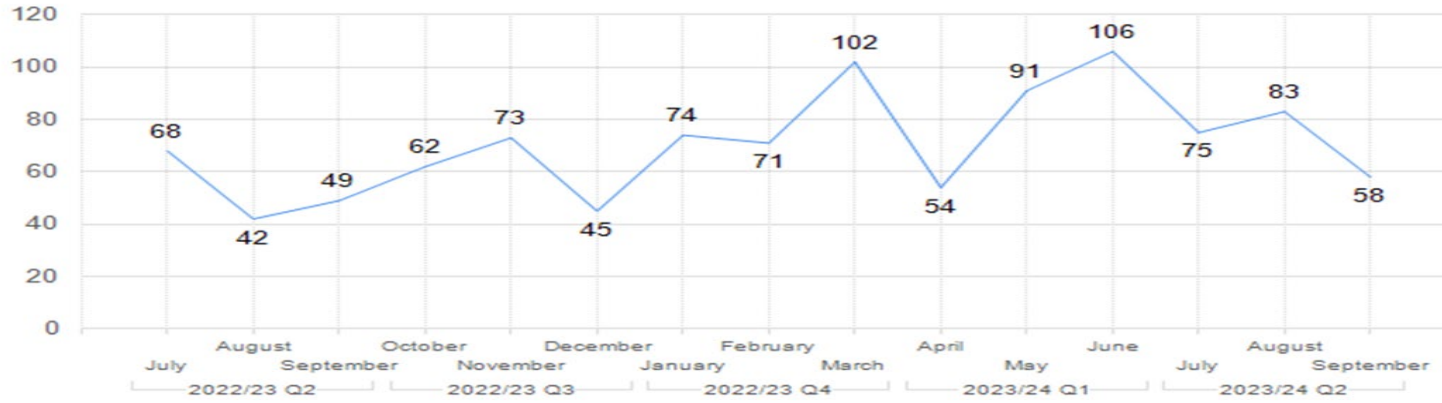
**Quarter: 2**

**1/7/23 – 30/9/23**

### Quarter 2 Overview

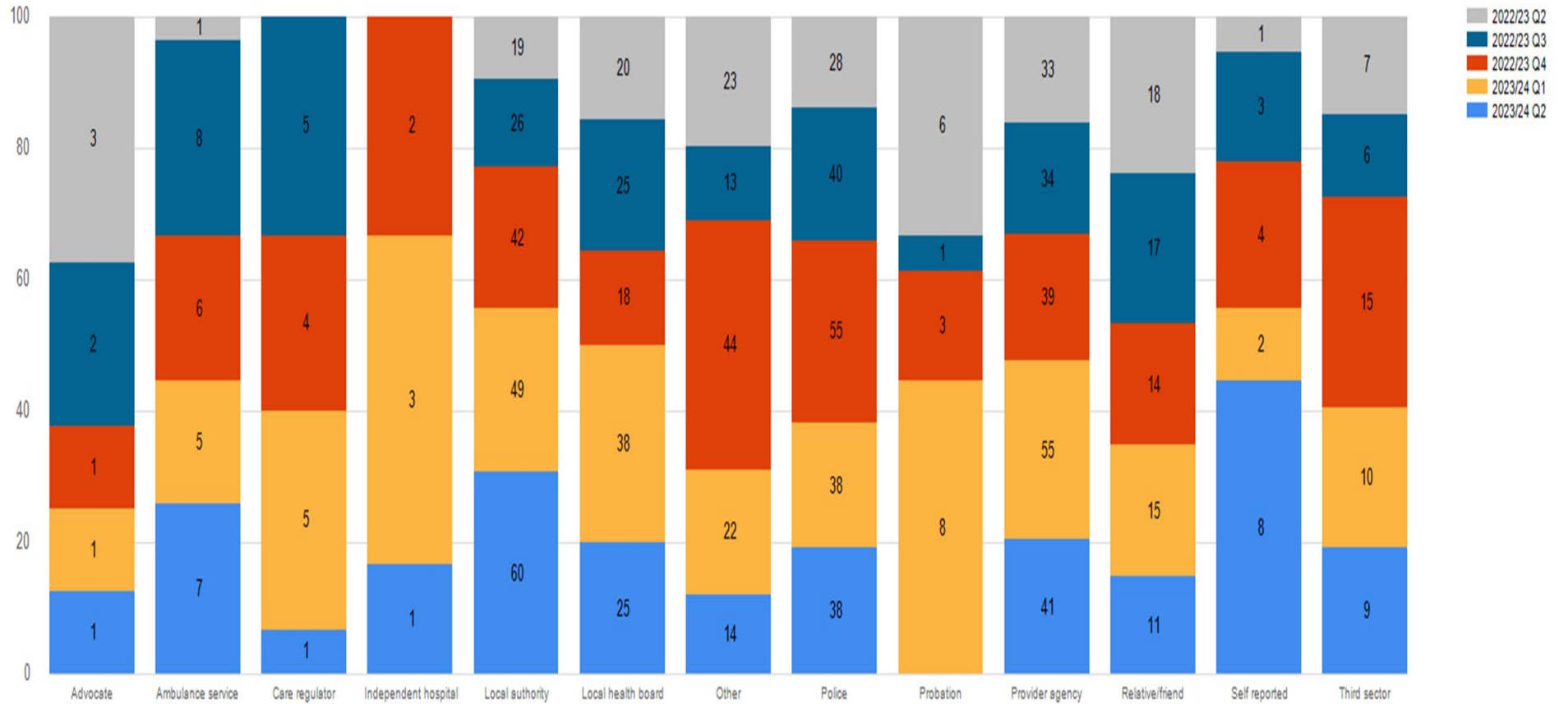


Number of reports of an adult suspected of being at risk received



<b>Quarter</b>	<b>Month</b>	<b>Reports</b>
2022/23 Q2	August	42
	July	68
	September	49
2022/23 Q3	December	45
	November	73
	October	62
2022/23 Q4	February	71
	January	74
	March	102
2023/24 Q1	April	54
	June	106
	May	91
2023/24 Q2	August	83
	July	75
	September	58

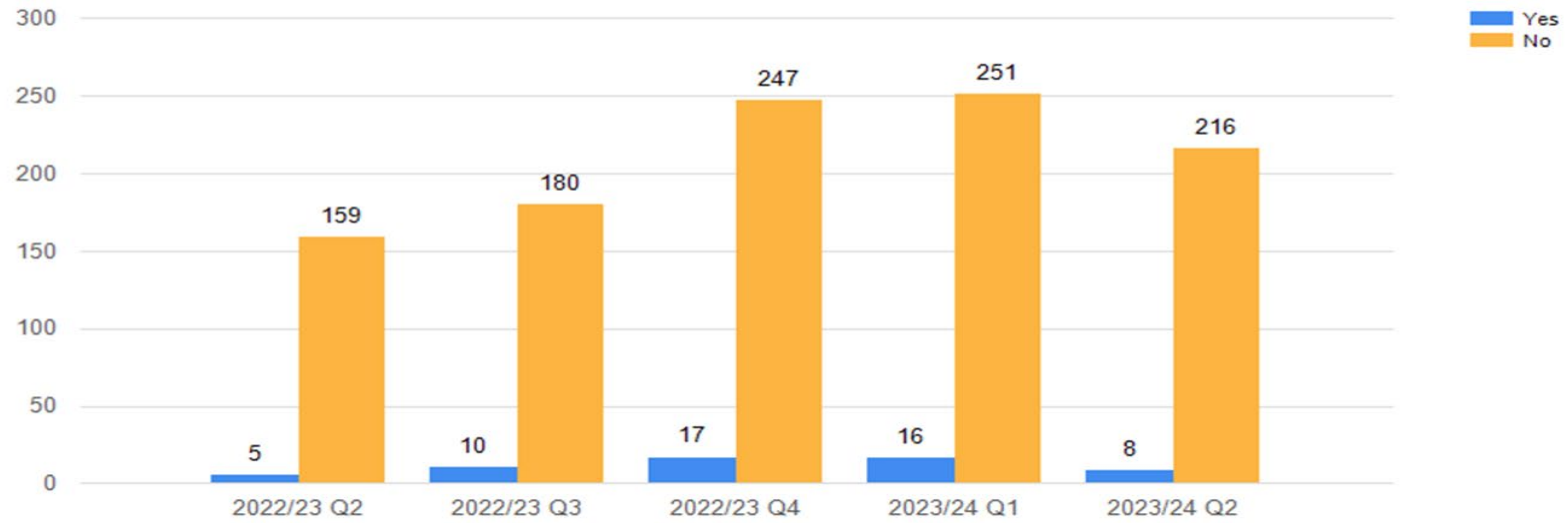
Number of reports of an adult suspected of being at risk received -Source of Report



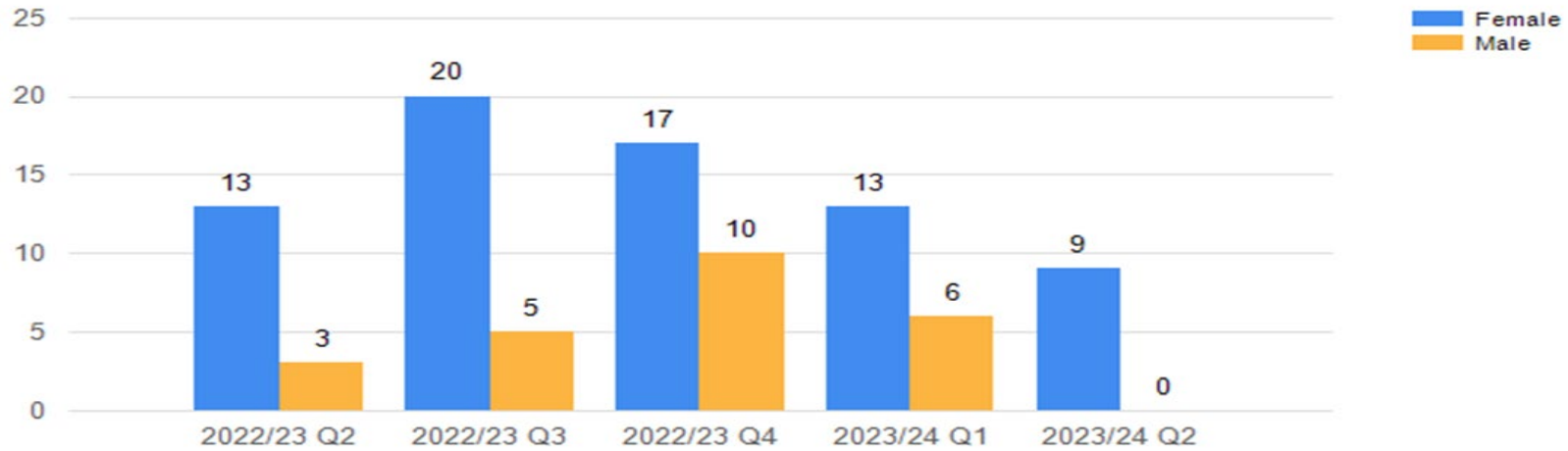
Report Source	Quarter					Total
	2022/23 Q2	2022/23 Q3	2022/23 Q4	2023/24 Q1	2023/24 Q2	
Advocate	3	2	1	1	1	8
Ambulance service	1	8	6	5	7	27
Care regulator	0	5	4	5	1	15
Independent hospital	0	0	2	3	1	6
Local authority	19	26	42	49	60	196
Local health board	20	25	18	38	25	126
Other	23	13	44	22	14	116
Police	28	40	55	38	38	199
Probation	6	1	3	8	0	18
Provider agency	33	34	39	55	41	202
Relative/friend	18	17	14	15	11	75
Self reported	1	3	4	2	8	18
Third sector	7	6	15	10	9	47



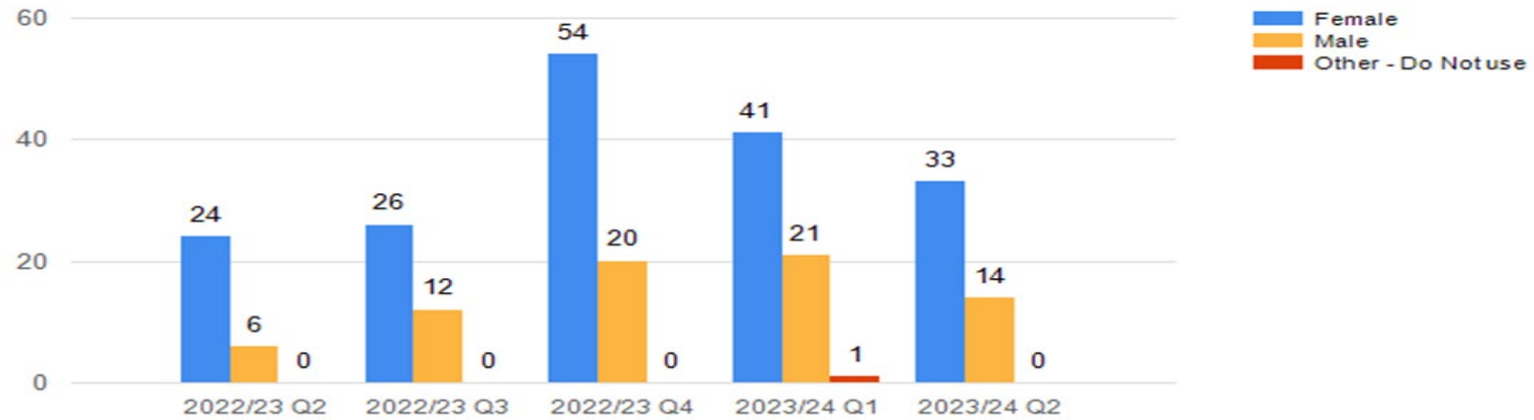
Number of reports of an adult suspected of being at risk received - DA Notifications



Number of reports of an adult suspected of being at risk received - Sexual Abuse

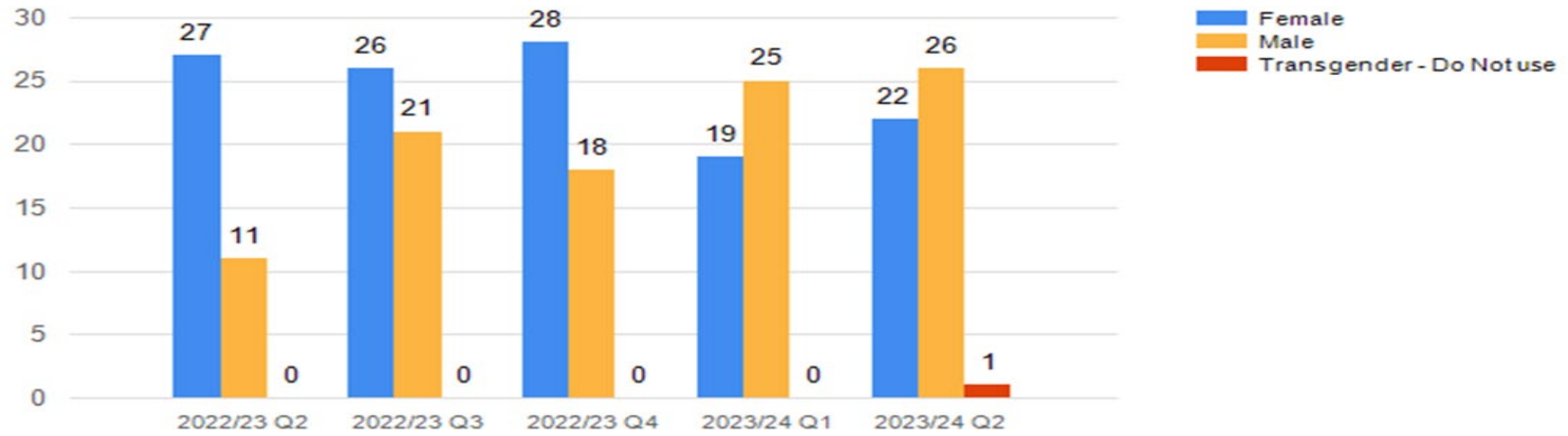


Number of reports of an adult suspected of being at risk received - Physical Abuse

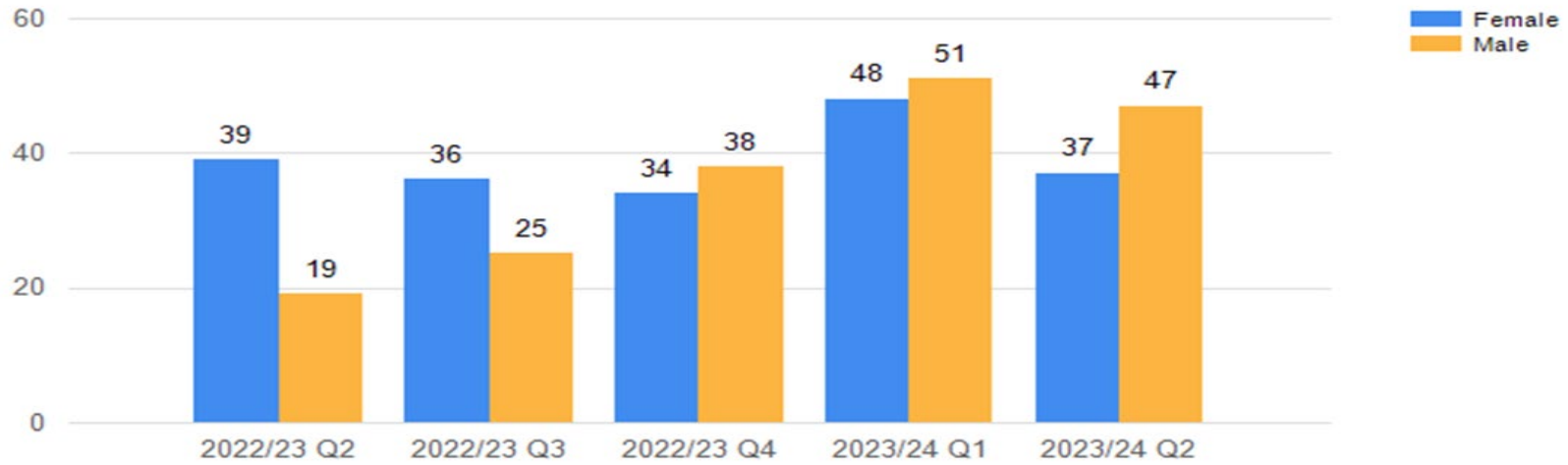




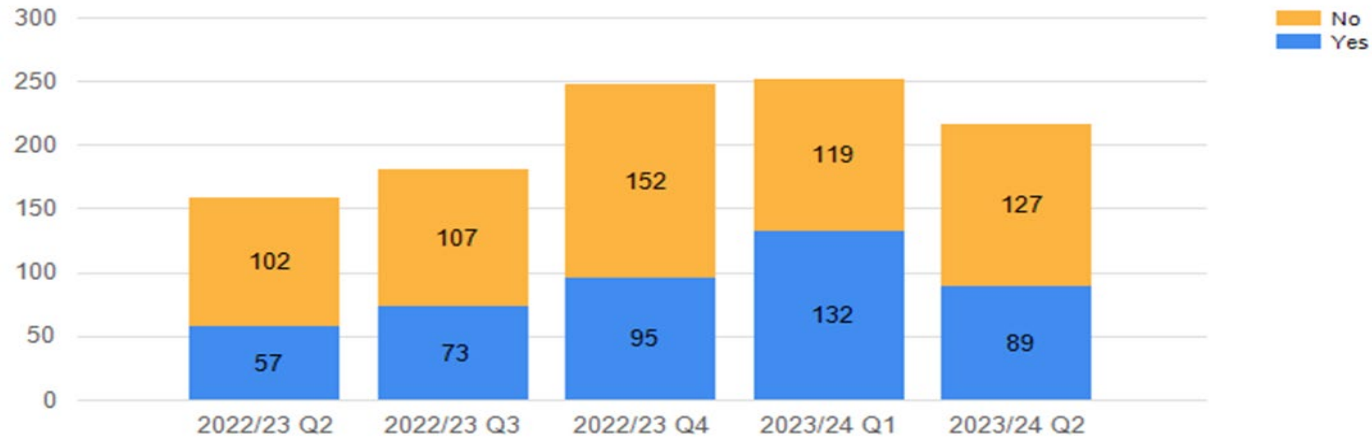
Number of reports of an adult suspected of being at risk received - Financial Abuse

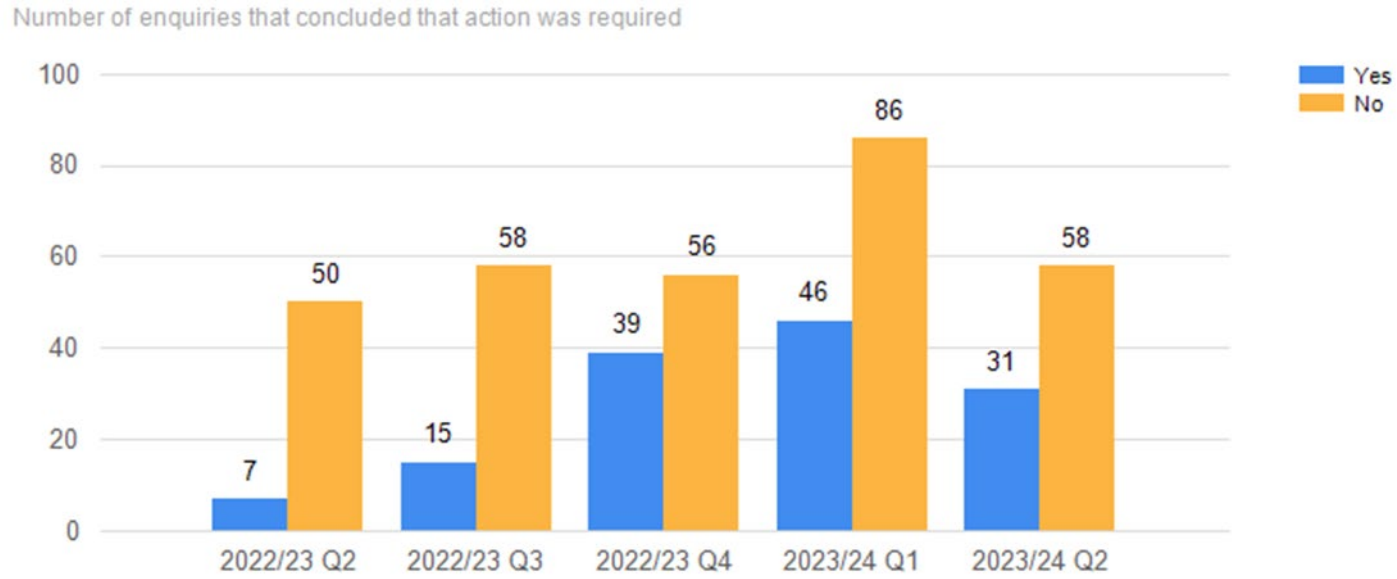


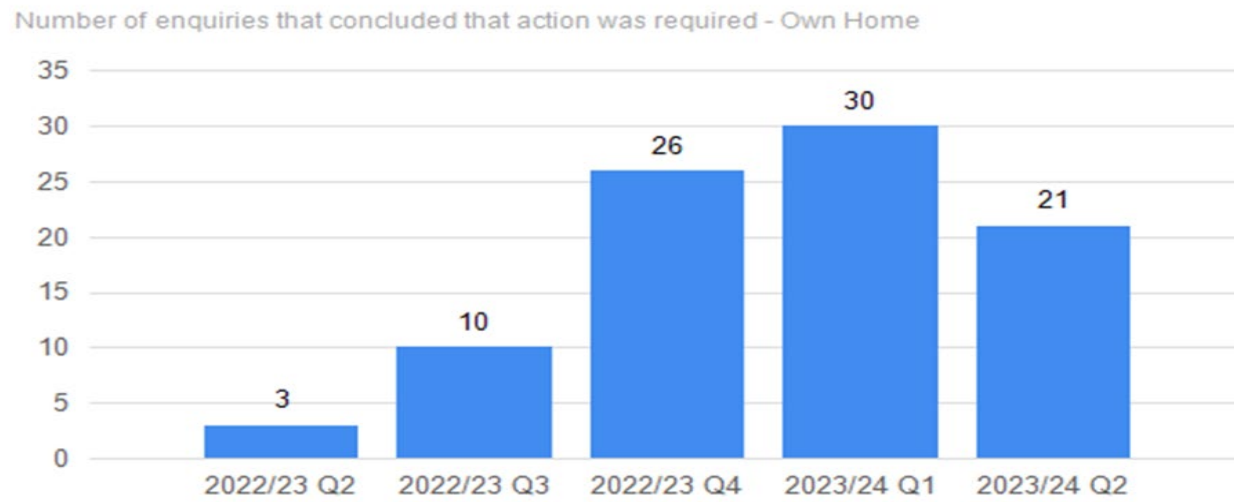
Number of reports of an adult suspected of being at risk received - Neglect



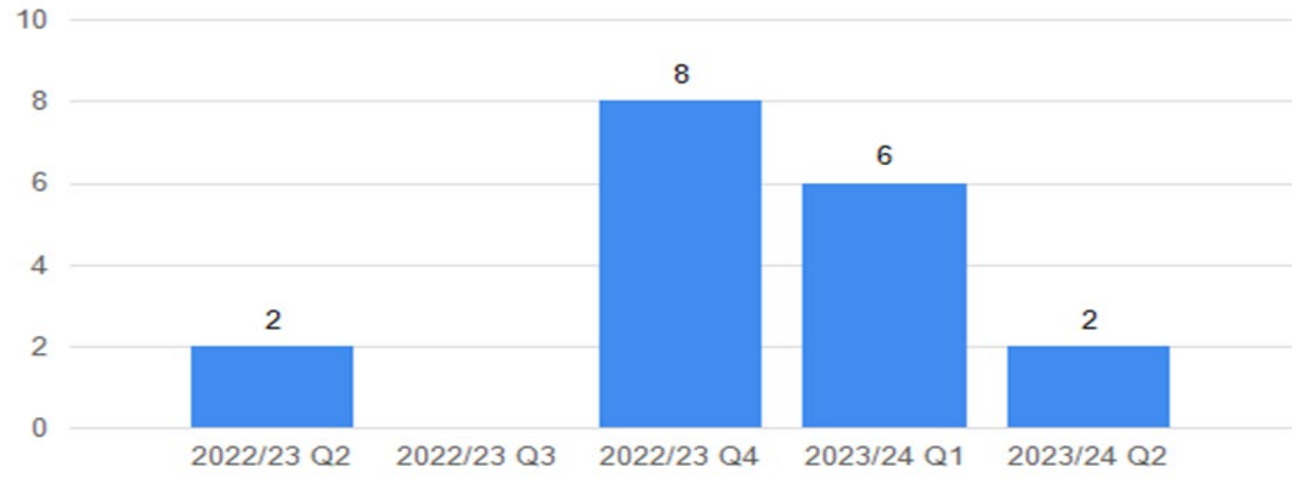
Number of reports received that proceeded to an enquiry



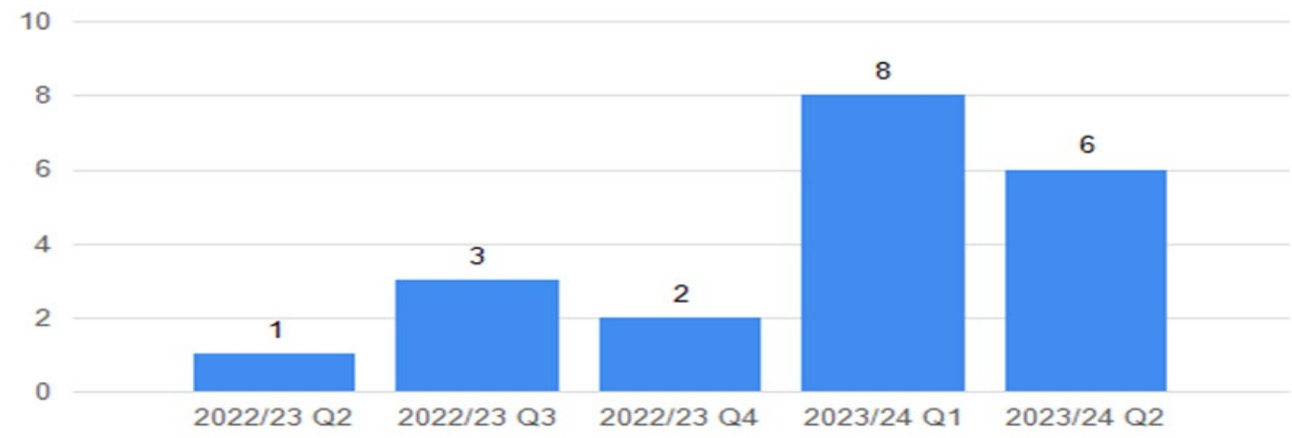




Number of enquiries that concluded that action was required - Community

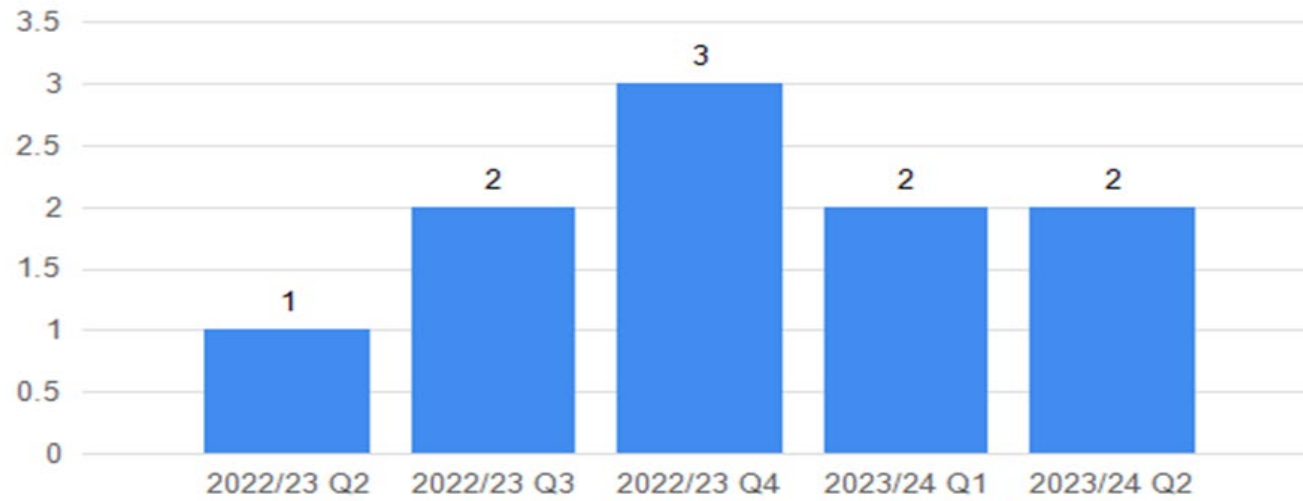


Number of enquiries that concluded that action was required - Care Home Setting

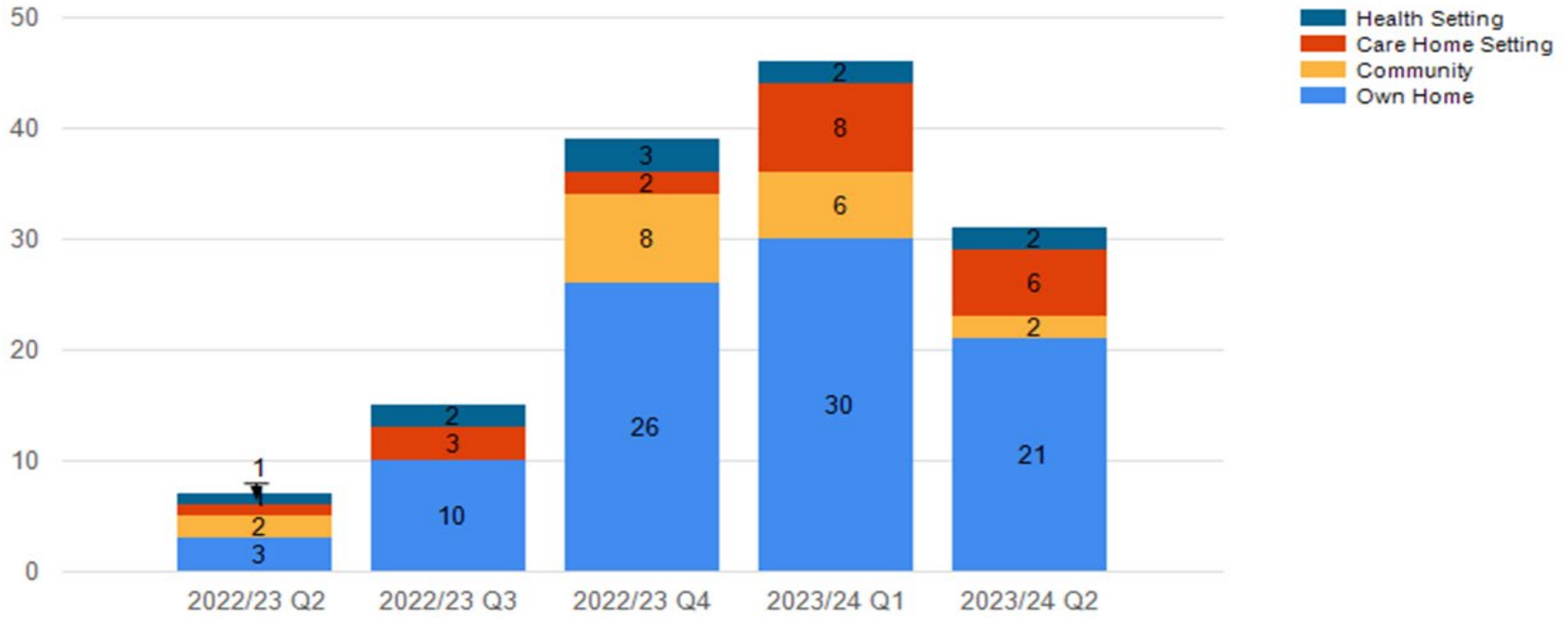


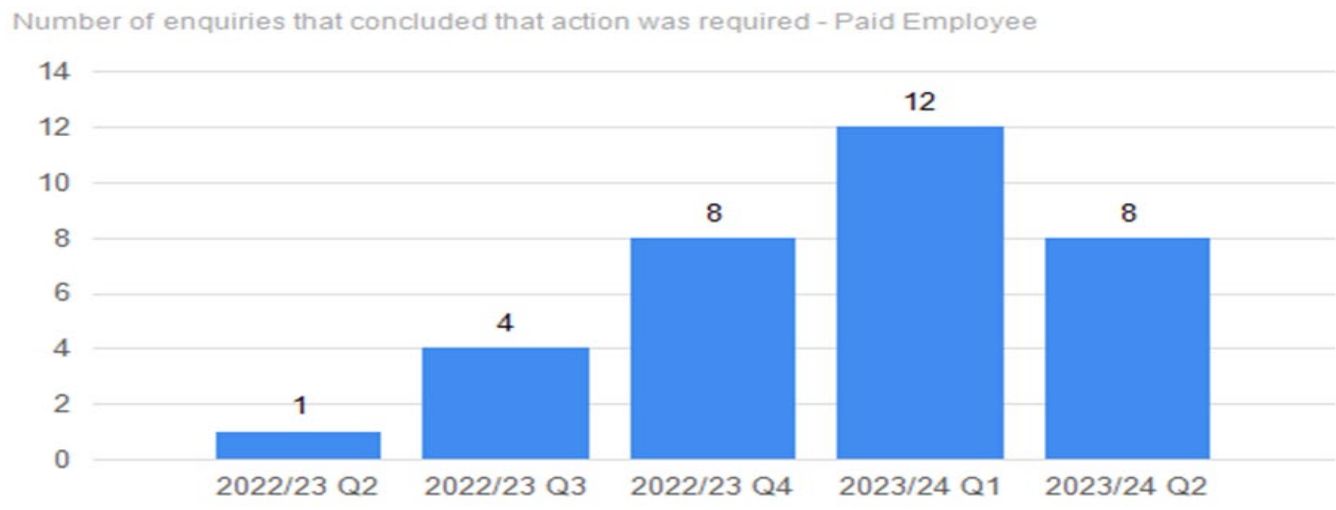


Number of enquiries that concluded that action was required - Health Setting

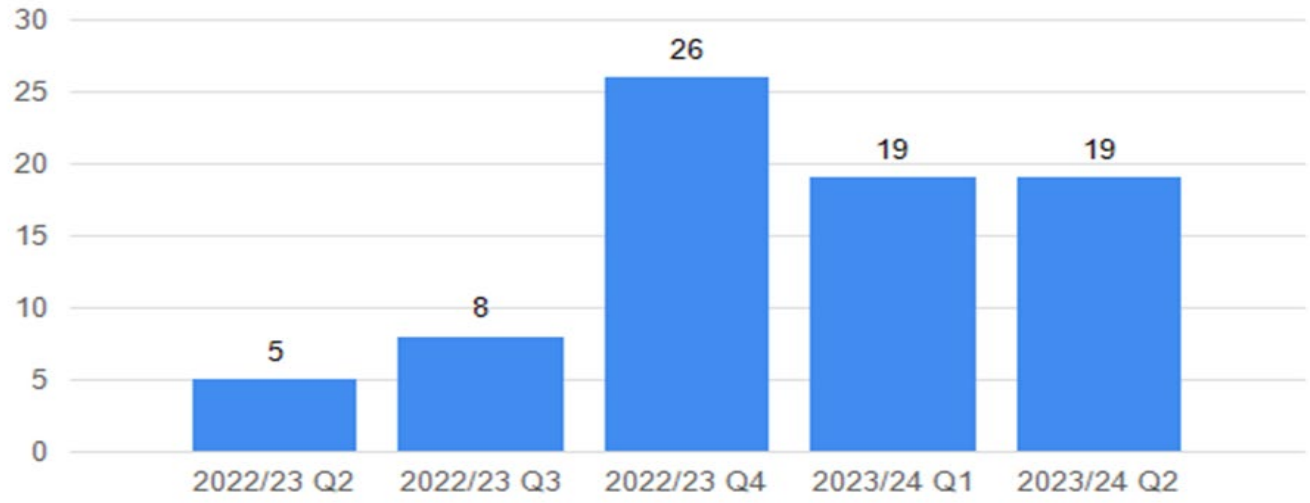


Number of enquiries that concluded that action was required - Place

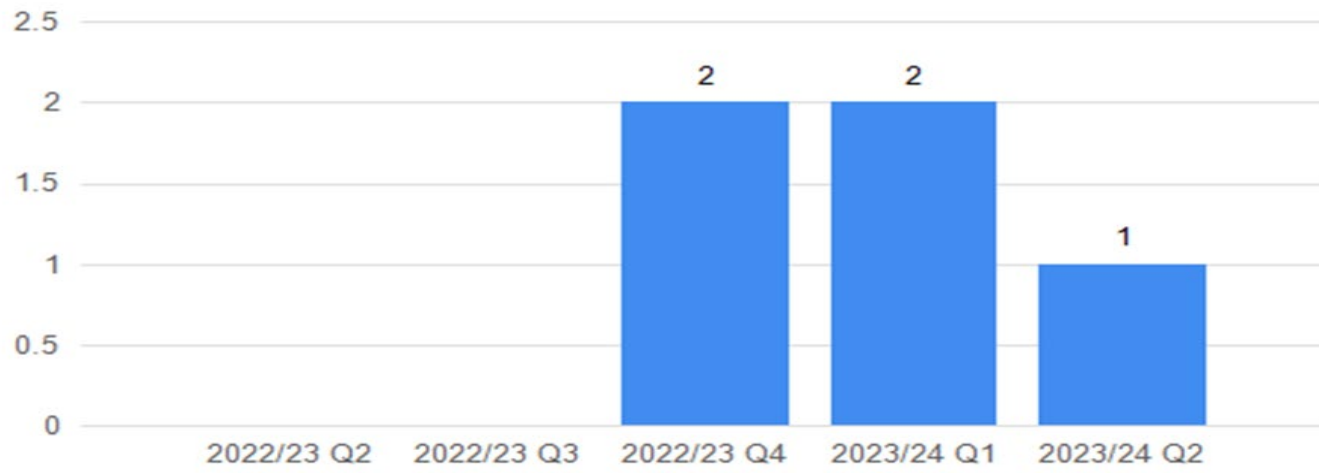




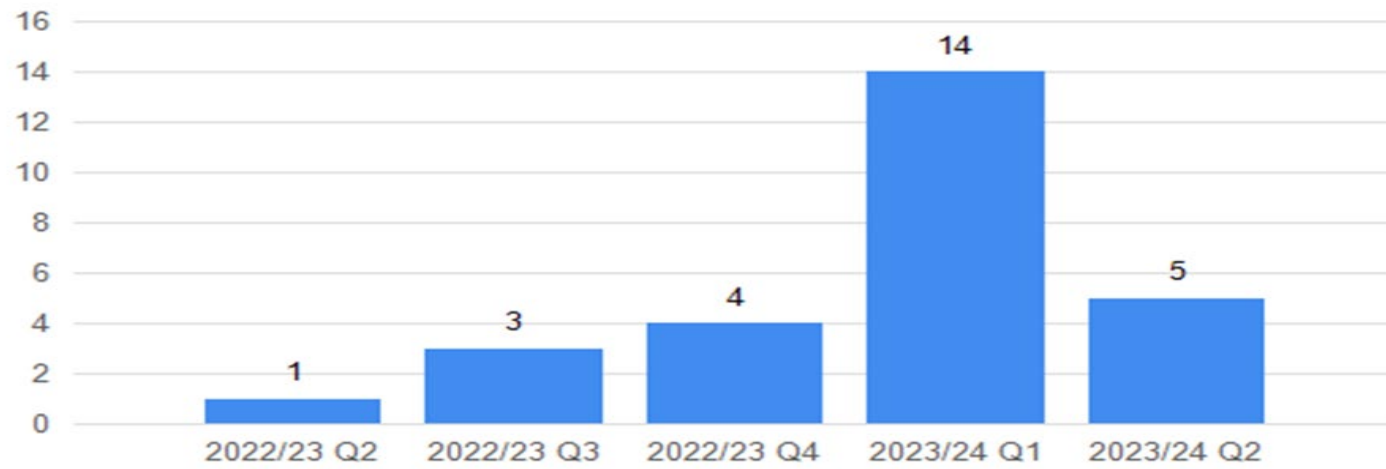
Number of enquiries that concluded that action was required - Relative / Friend



Number of enquiries that concluded that action was required - Other Service User



Number of enquiries that concluded that action was required - Other



Number of enquiries that concluded that action was required - Person

